



1science

Your open access solution

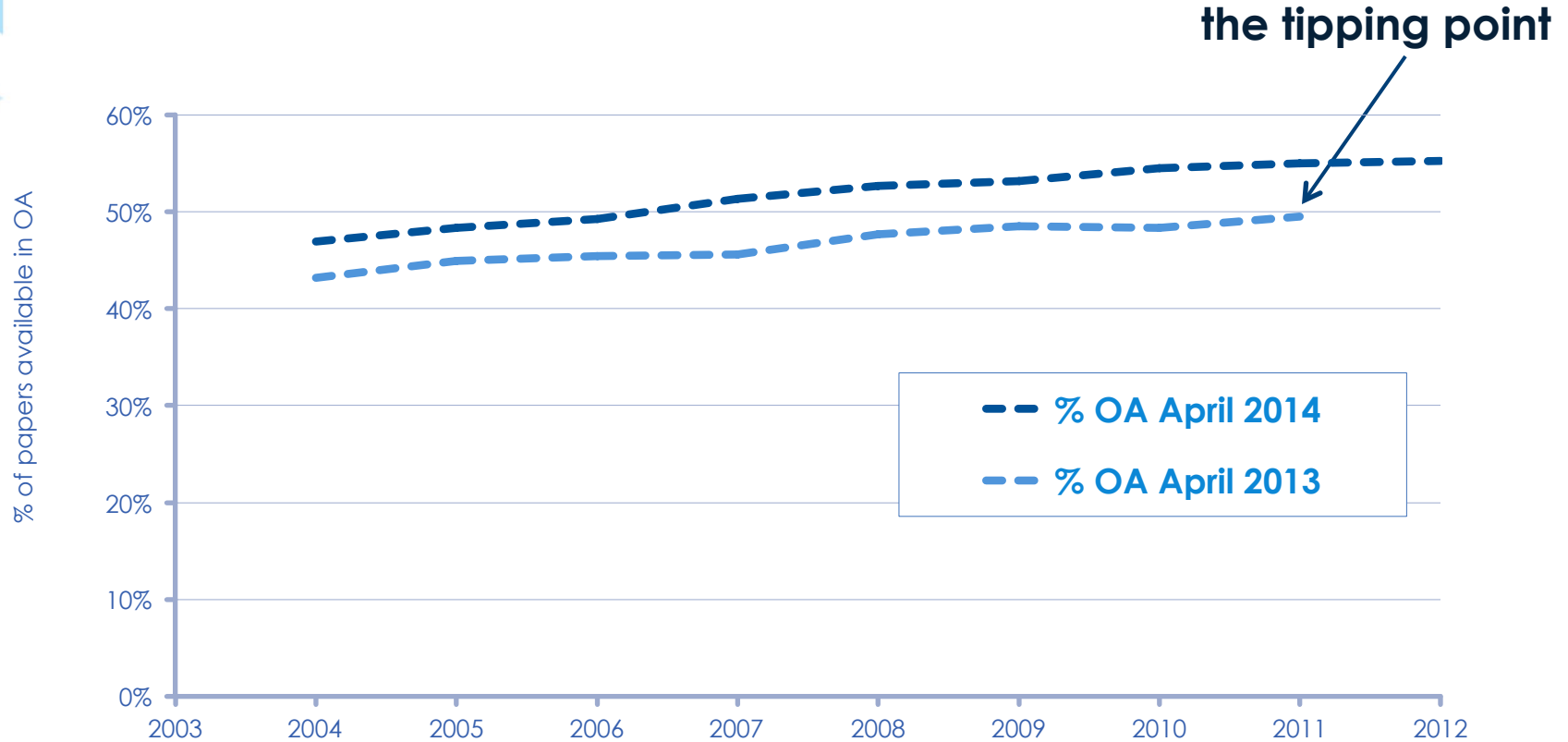
Conferința Națională “Acces la literatura științifică: Actualizarea sistemului de învățământ și de cercetare din România. Modele de cercetare și publicare”, ediția a IV-a, București, 26 – 28 Octombrie 2016

Affiliated with



Science-Matrix

Open access at the crossroads



Source: Originally published in Archambault, E., et al. 2013. Proportion of Open Access Peer-Reviewed Papers at the European and World Levels—2004-2011. Produced by Science-Metrix for the European Commission.

Inclusion criteria

- ▶ Published (includes green preprints if published)
- ▶ Peer-reviewed journal
- ▶ Gratis OA (and many are Libre OA)

1science operational definition of OA

Gratis OA, unencumbered PDF downloading

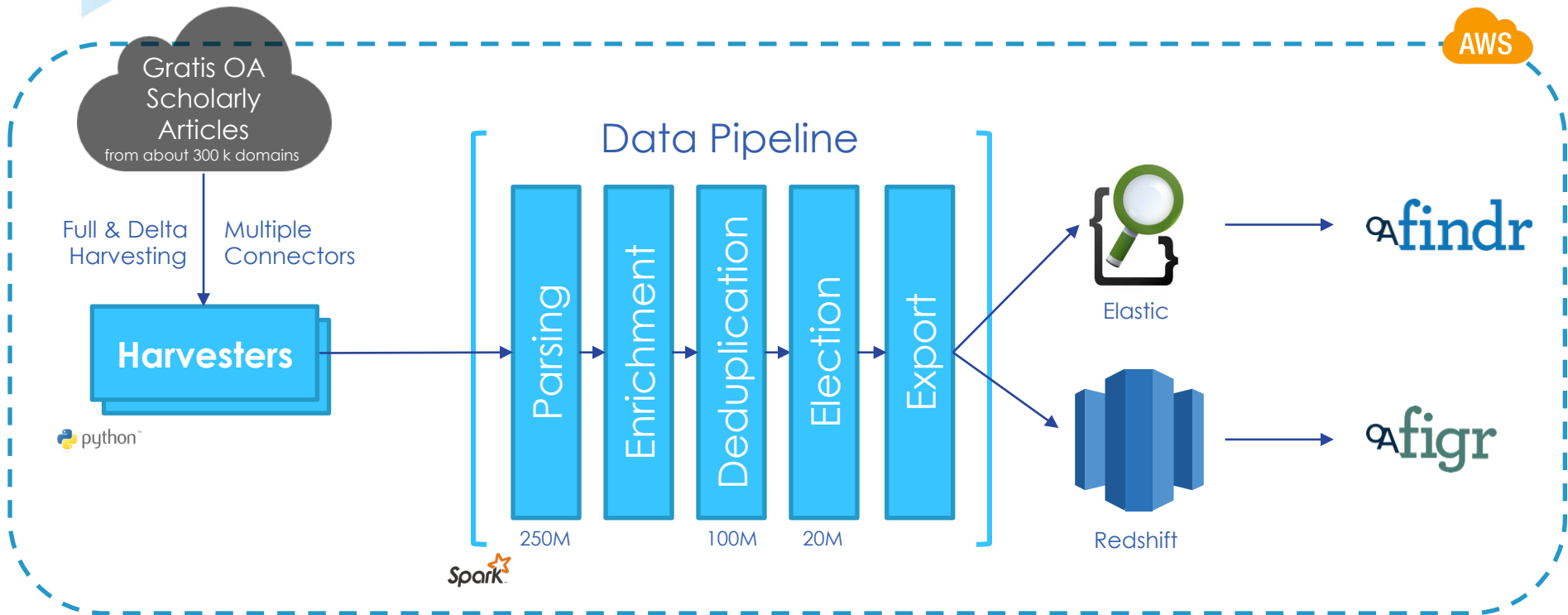
Largest coherent collection of scholarly papers

Curated collection of more than
20M open access scholarly
papers published in
peer-reviewed journals

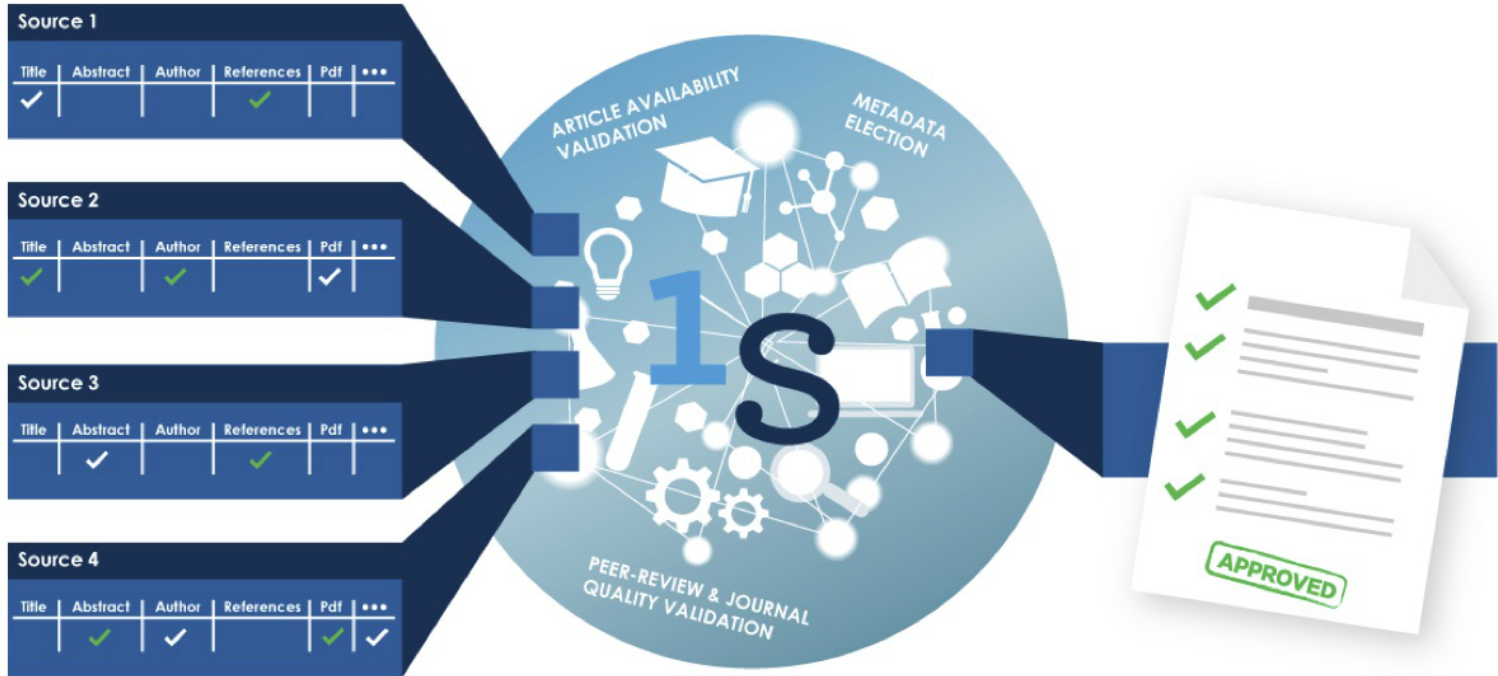
...growing to 23-25 million
by year-end



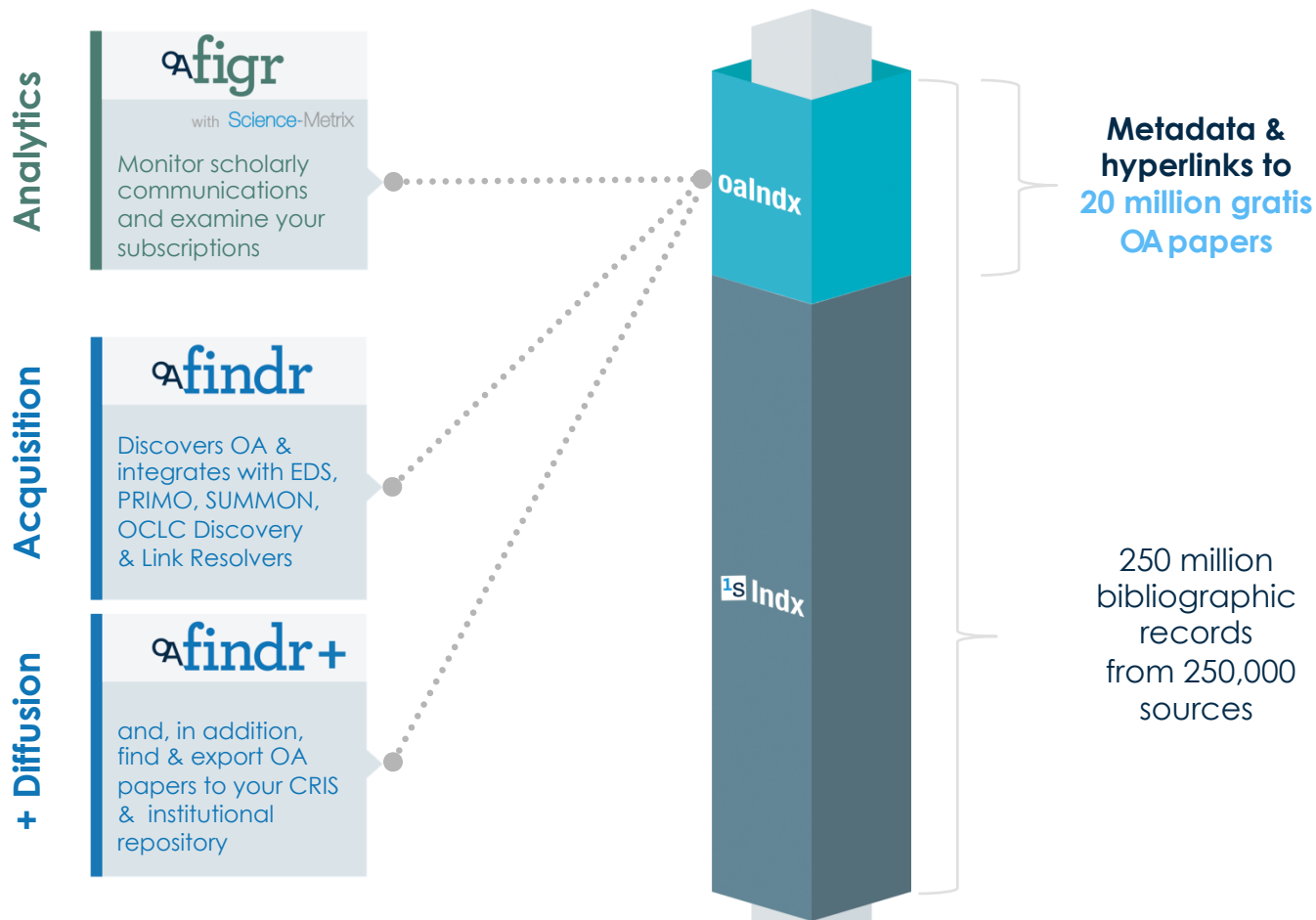
Harvesting and curation sub-system



1science "election" technology



1science delivery sub-systems





A figur

2 components

institution Monitor scholarly output & impact and the state of OA advance of your researchers in 200 areas of scholarly activities

subscription Optimize subscriptions based on rigorously produced usage statistics and knowledge of OA alternative solutions



Librarians can use oaFigr to

- ▶ Measure and monitor OA in their IR and their universities' papers made available for free by researchers and publishers all over the Web
- ▶ Gain knowledge to plan their OA strategies and tactics: see what benefits their OA strategy yields
- ▶ Strategically plan library's subscriptions by aligning them with their researcher's patterns of use
- ▶ Help decide whether to prune subscriptions to little-used packages and journals that are largely substitutable by OA content



Qfinder & Qfinder+

- ▶ **What is oaFindr?** A system as a service (SaaS) to facilitate the use of open access scholarly and research papers published
 - in all fields of scholarly and research activities,
 - in all languages, and
 - all over the world
- ▶ **What does it include?** A growing collection of curated metadata and hyperlinks for more than 20 million* green, hybrid, and gold open access papers published in peer-reviewed journals

Papers in oaFindr vs. common packages, 2006-2015

Provider	Number of papers in 1science oaFindr										Total 2006-2015
	2006	2008	2009	2009	2010	2011	2012	2013	2014	2015*	
TOTAL 1science oaFindr (within and outside WoS)	790,541	820,161	1,105,105	1,105,409	1,221,581	1,294,514	1,258,858	1,309,099	1,324,930	989,876	11,220,074
1science oaFindr - only papers outside of WoS	385,294	365,446	595,304	556,378	634,280	665,421	602,456	616,137	640,728	531,637	5,593,081

Provider / Package	Number of papers by providers (intersection with WoS - typical packages)										Total 2006-2015
	2006	2008	2009	2009	2010	2011	2012	2013	2014	2015*	
1science oaFindr	405,247	454,715	509,801	549,031	587,301	629,093	656,402	692,962	684,202	458,239	5,626,993
Elsevier	248,702	266,879	276,089	287,514	287,881	307,244	315,018	346,019	354,735	352,301	3,042,382
EBSCO	139,061	154,054	169,460	177,864	187,581	203,372	224,125	242,864	247,107	234,267	1,979,755
ProQuest	131,888	145,081	158,745	168,727	181,680	193,373	203,825	219,120	228,876	220,948	1,852,263
Springer	94,005	107,072	120,004	127,476	138,003	147,890	159,969	171,664	178,203	174,599	1,418,885
Wiley-Blackwell	116,982	127,636	132,732	133,133	137,041	140,041	140,175	141,596	142,636	139,105	1,351,077
Taylor & Francis	39,329	43,751	51,015	55,293	57,949	61,275	64,329	68,473	70,388	69,654	581,456
Gale	39,876	45,704	52,459	56,512	64,415	75,477	93,715	109,715	114,413	101,813	754,099
American Chemical Society	29,140	31,295	33,853	34,876	37,180	36,428	38,291	39,251	41,180	39,417	360,911
HighWire Press	28,098	30,623	31,727	32,942	34,133	34,862	36,616	37,521	37,613	36,753	340,888
IEEE	25,304	26,498	26,832	27,473	27,469	30,590	32,290	34,751	35,590	33,612	300,409
JSTOR	25,151	25,893	27,386	28,524	28,711	28,830	29,345	29,840	30,063	28,807	282,550
IOP Publishing	21,275	22,850	24,591	25,159	24,609	25,013	25,875	26,102	24,918	24,326	244,718
Oxford Journals	19,929	21,273	21,733	22,372	23,937	25,285	26,115	25,678	26,779	25,955	239,056
Royal Society of Chemistry	5,326	5,760	7,169	10,162	13,118	19,955	23,116	27,155	36,204	42,199	190,164
SAGE Publications	12,524	13,800	15,673	16,688	17,624	18,685	19,856	21,030	21,708	21,610	179,198

oaFindr+ adds the following capability to oaFindr

- ▶ helps find green, gold and hybrid OA papers published in peer-reviewed journals by your university's authors
- ▶ wherever they may be archived and by whomever
- ▶ in order to radically increase the number of OA papers and their metadata available in institutional repositories while significantly reducing labour cost & the amount of tedious work
- ▶ and it can be conveniently integrated in your workflow
 - ▶ Initial delivery of metadata and hyperlinks in Excel
 - ▶ Macro facilitates batch downloading of OA papers
 - ▶ Librarian-vetted records can be batch uploaded to IR
 - ▶ Tools will be developed to directly retrieve relevant records within oaFindr+

How may libraries benefit from oaFindr and oaFindr+

- ▶ As clients pay only for access to the *system as a service*, the cost per paper is unbeatably lower:
 - ▶ more than 125 to 325 times cheaper than with big deals with dominant publishers
- ▶ Cost savings through replacement of little used journals/packages by OA content
- ▶ Expand collection beyond traditional packages
- ▶ Save on document delivery services
- ▶ Fill IR/CRIS more rapidly and more conveniently
- ▶ Leave busy faculty alone: let them self-archive where they want



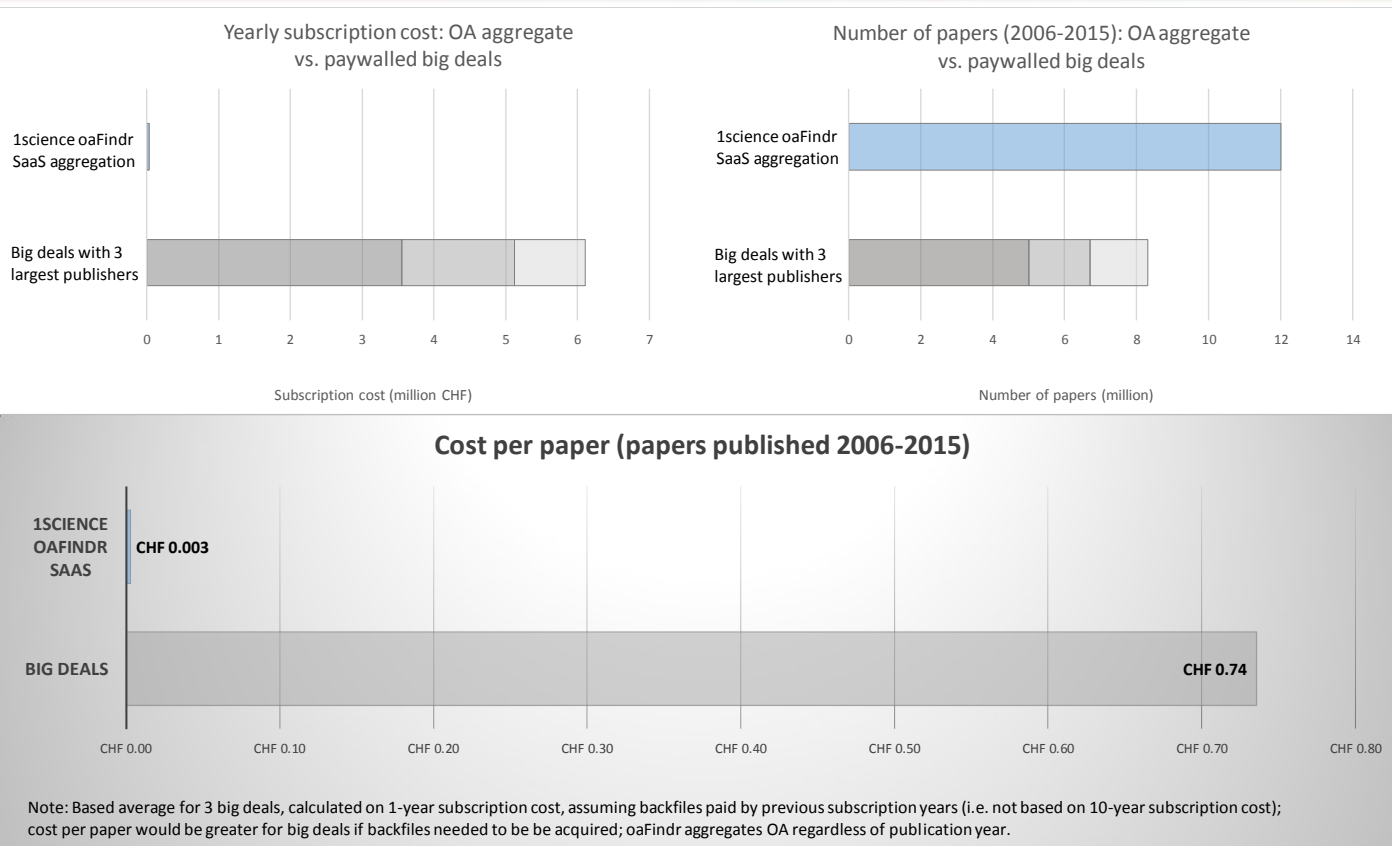
Pricing

Simple, transparent, fair

Tier	oaFindr	oaFindr+	oaFigr
8	\$3,500	\$4,500	\$4,000
7	\$5,000	\$6,500	\$5,000
6	\$7,500	\$10,000	\$6,000
5	\$10,000	\$13,250	\$8,000
4	\$15,000	\$20,000	\$10,000
3	\$20,000	\$26,000	\$12,000
2	\$25,000	\$32,750	\$14,000
1	\$30,000	\$40,000	\$16,000

oaFindr+ comprises oaFindr; prices are in US dollars

Cost advantage of OA aggregation vs. paywal access



Example based on price paid by ETH Zurich for subscriptions as revealed in <https://wisspub.net/2015/08/29/zahlungen-der-eth-zuerich-an-elsevier-springer-und-wiley-nun-oeffentlich>

Thank You

Erik-Jan van Kleef

Vice-President of Sales & Channel Management

+32 474.74.24.17

erik.vanKleef@1science.com



[@WeAre1science](https://twitter.com/WeAre1science)



[WeAre1science](https://www.1science.com)

[1science.com](https://www.1science.com)