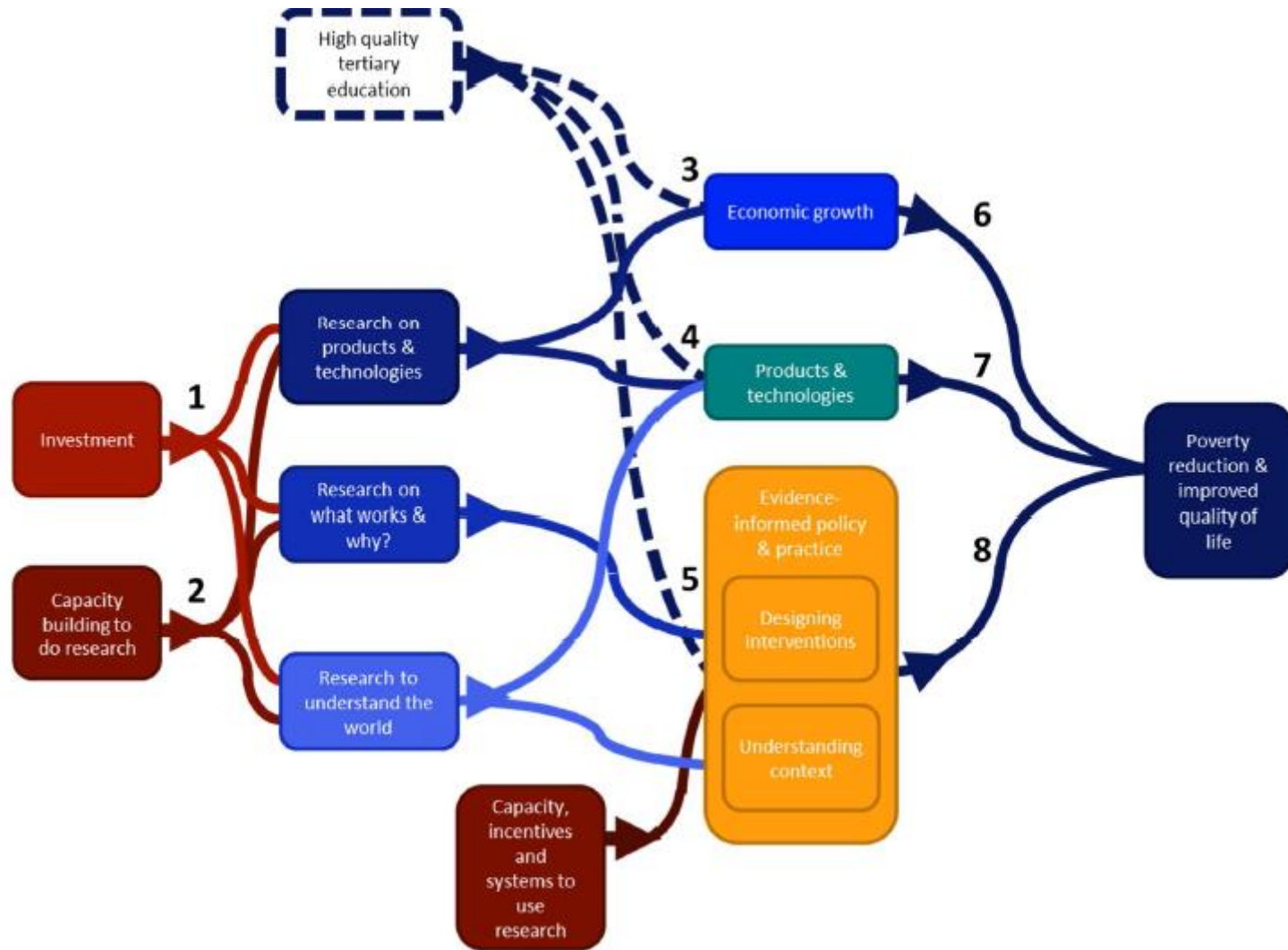


Empowering Research & Education

START
HERE

ProQuest®

Investment in Research & Education



The Department for International Development, UK : Leading the UK government's fight against world poverty. July ,2014

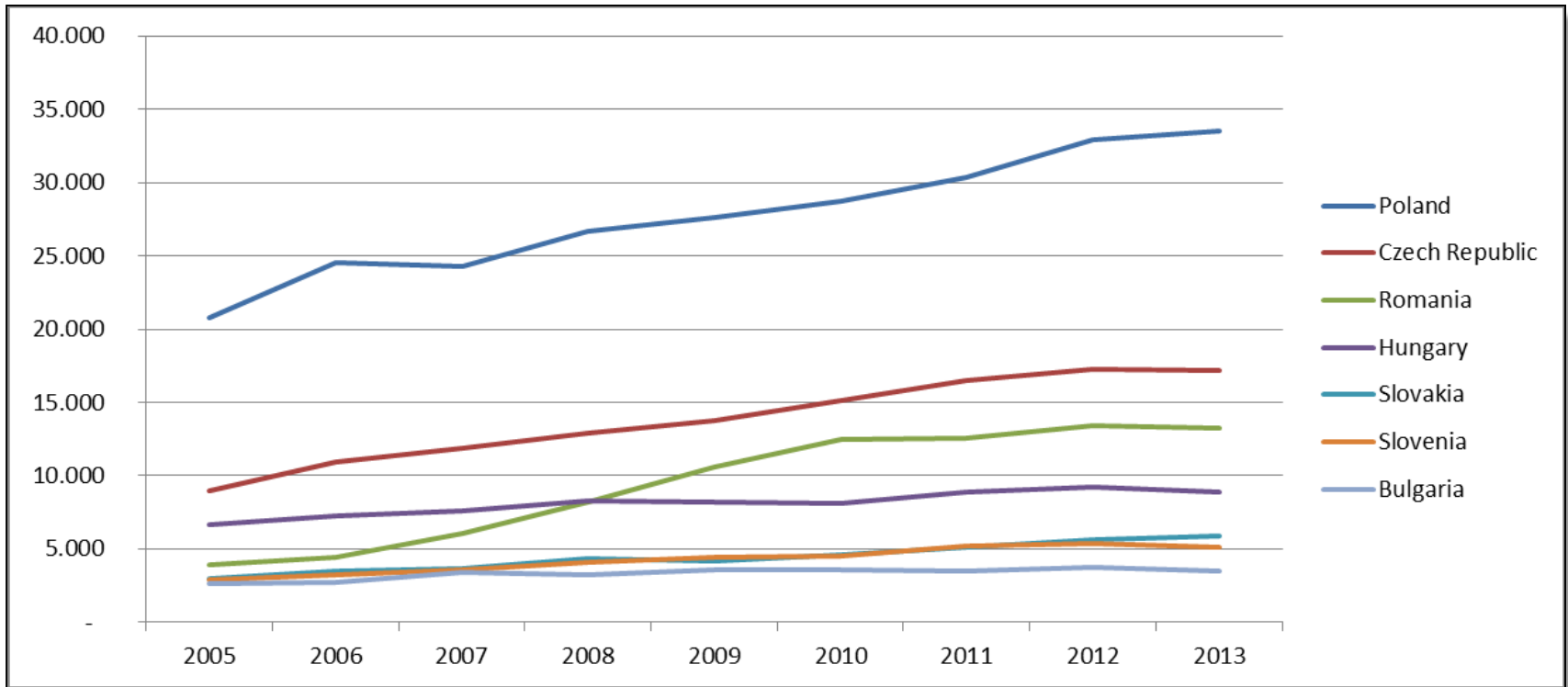
Project CDI:

Develop a national strategy on research, technological development and innovation for 2014-2020

“In the context of commitments made by Romania with reference to **Europe 2020** (a target of 2% GDP investment in R & D, 1% 1% public sector and private sector) extensive changes are needed in both the scientific environment and in the economy.”












Research output

Citable document per selected country



Research output

Country ranking based on citable documents in 2013

	Country	Documents	Citable documents	Citations
1	 United States	563.292	510.511	362.850
2	 China	425.677	416.292	127.012
3	 United Kingdom	162.574	144.851	113.200
4	 Germany	148.278	137.200	103.654
5	 Japan	121.668	114.592	53.270
6	 France	108.092	98.974	68.294
7	 India	106.029	98.968	29.871
8	 Italy	92.906	84.444	62.598
9	 Canada	88.711	81.426	58.799
10	 Spain	79.383	72.633	46.092
37	 Romania	13.651	13.282	4.490

Out of 229 countries

Research output

Citable documents per subject

	1996	1997	1998	1999	2000	2001	2002	2003	2004	2005	2006	2007	2008	2009	2010	2011	2012	2013
Agricultural and Biological Sciences	33	54	55	54	46	61	67	66	94	66	96	146	231	468	514	616	717	686
Arts and Humanities	7	13	8	12	10	20	45	64	41	51	87	73	131	351	499	660	762	664
Biochemistry, Genetics and Molecular Biology	142	169	146	114	168	149	151	162	174	216	212	276	572	645	884	1.024	977	1.072
Business, Management and Accounting	13	10	31	67	92	101	81	70	44	41	42	41	147	369	318	546	640	395
Chemical Engineering	113	132	128	134	147	119	158	125	149	157	196	244	351	423	443	560	446	433
Chemistry	431	653	586	672	664	706	793	837	894	928	1.008	1.041	1.256	1.317	1.470	1.583	1.564	1.661
Computer Science	149	137	249	119	345	142	178	262	339	368	558	1.157	1.433	1.894	2.278	2.027	1.872	978
Decision Sciences	7	9	10	16	18	13	19	12	15	12	33	40	93	154	70	97	70	74
Dentistry	-	1	1	-	1	3	3	2	3	3	6	10	13	9	69	39	18	19
Earth and Planetary Sciences	46	62	36	81	67	58	77	76	95	126	152	159	189	291	344	343	590	293
Economics, Econometrics and Finance	3	2	1	-	5	2	7	5	5	9	16	13	179	228	255	188	207	221
Energy	52	52	35	50	81	57	59	91	47	68	77	161	155	299	357	266	345	224
Engineering	548	562	574	550	798	560	545	687	999	1.307	1.341	2.151	2.748	3.406	4.006	3.155	3.564	2.968
Environmental Science	51	50	70	100	95	76	112	118	106	116	135	161	328	676	784	836	1.083	743
Health Professions	12	25	8	20	40	14	16	11	13	15	16	15	45	63	51	251	128	150
Immunology and Microbiology	22	25	26	17	17	15	12	14	15	15	29	30	72	130	196	215	180	221
Materials Science	499	616	602	675	891	703	643	811	1.055	994	1.096	1.667	1.915	2.307	2.187	2.006	1.773	1.863
Mathematics	276	249	382	340	529	342	436	492	548	608	658	1.025	1.111	1.408	1.551	1.563	1.554	1.398
Medicine	195	274	256	239	253	238	234	290	343	402	461	579	892	1.006	1.315	1.721	1.620	1.809
Multidisciplinary	5	-	4	4	2	7	5	5	9	5	18	36	42	37	38	56	157	171
Neuroscience	11	9	9	7	8	8	15	14	10	42	24	27	70	121	99	102	120	155
Nursing	1	-	4	3	2	-	4	3	8	2	7	45	38	55	61	42	44	32
Pharmacology, Toxicology and Pharmaceutics	36	40	48	41	48	32	38	37	55	50	59	64	142	159	204	244	230	302
Physics and Astronomy	713	788	843	891	1.086	888	816	951	1.191	1.217	1.344	1.927	2.139	1.906	2.250	2.151	2.455	2.283
Psychology	4	7	2	4	6	4	6	7	19	11	15	35	48	86	164	297	346	167
Social Sciences	16	21	15	18	19	23	43	38	31	55	84	138	284	529	849	1.063	1.022	791
Veterinary	4	1	3	-	1	5	1	3	1	4	5	6	7	10	16	45	36	55

We support countries with constrained budgets
for Research and Higher Education
by providing vital Content and Solutions
with the best Value for Money.

How are we doing it?



Supporting the Research Workflow



Supporting the Research Workflow



Managing eResources successfully



Challenge for researchers:

„Where can I find appropriate funding for my research project?“

„How can I find a collaborateur, or mentor, or peer reviewer?“

ProQuest's unique proposition

Funding

- 26,000 records of funding opportunities
- worth an estimated of \$33 billion
- 11,500+ national and international sponsors
- from both private and public sponsors

Peer Researcher

- database of nearly 3.5 million profiles of scholars and researchers
- over 200 disciplines represented
- from 75 countries
- 2,100 universities



Challenge for researchers:

„I want Google but for high quality content and deduplicated results!“
„How can I be sure the ranking is unbiased?“

ProQuest's unique proposition

Discovery

- Google like search experience
- Most relevant content list on first result page (neutral)
- Sophisticated facettes to narrow search
- Search e-Content AND print holding
- Search alerts, recommendations, chat
- Cover images motivate users to read
- Search enrichment (Topic Explorer)

Index

- > 2,1 Billions records
- From over 9100 publishers
- Covering 90+ content types
- Normalization, Correction and Deduplication of metadata across all sources



Challenge for researchers:

„How can I make sure I read all important content, not just journal articles?“
„I have an interdisciplinary topic. Hence I need access to various subjects.“

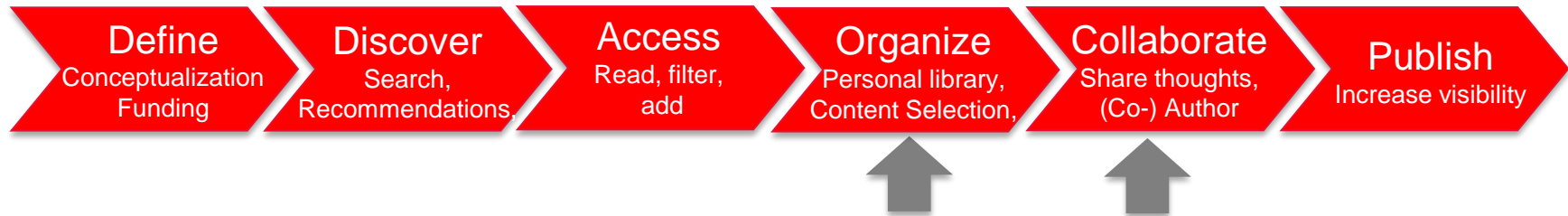
ProQuest's unique proposition

Databases

- Over 300 databases with more than 160 subject fields
- Ca. 90 content types
- Ca. 140 databases with with exclusive content
- Over 2.000.000 full text Dissertations
- All database content discoverable in Google Scholar, Primo and OCLC

eBooks

- Over 737,000 unique eBooks titles
- 603,000 for DDA
- 1,200 imprints from over 650 publishers
- Admin interface allows most tailored settings
- Most user-friendly platform
- Includes more license options than anybody else has



Challenge for researchers:
„How can I organize my content better?“
„How can I work together with other researchers?“

ProQuest's unique proposition

Personal Online Library

- Easily upload your content in a personal online library,
- Create your own folder structure
- Add content „on the fly“ from any source
- Read and review your content by highlighting, annotating

Research Collaboration

- Find links to relevant research, collaborators
- Set up unlimited groups
- Virtual team collaboration and sharing
- Controlled distribution of copyrighted materials



Challenge for researchers:
„Why does my library not make my work accessible?“
„Where can I publish my output?“

ProQuest's unique proposition

Support publishing

- Utilize our eBrary platform to publish your own content
- Publish your dissertations in our database
- Researchers add or update their profiles and publications list in our funding and collaboration database



Question for our discussion:

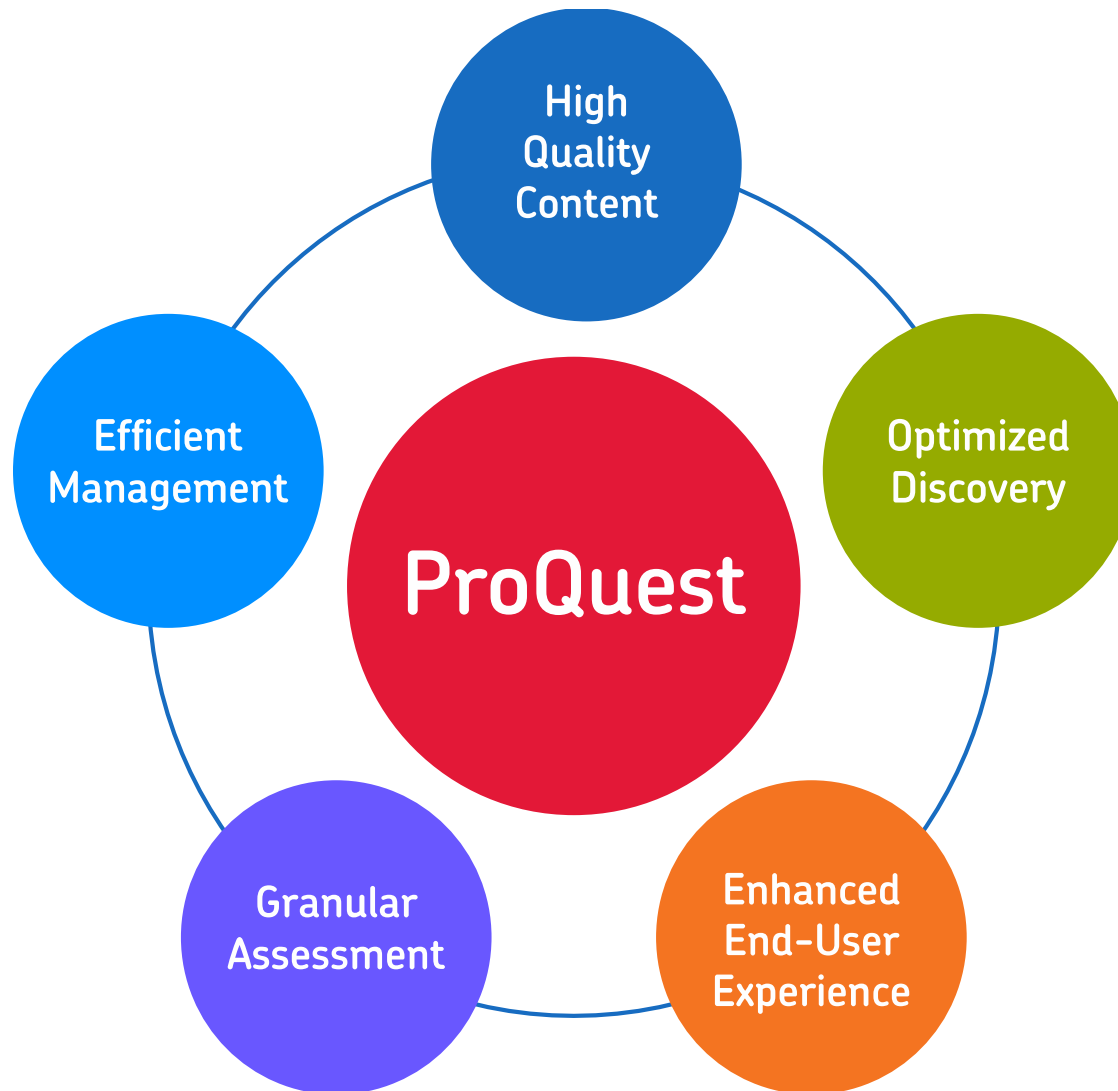
Which areas of the research workflow are the most important for you at the moment?

THANK YOU

Michael Leuschner
Regional Sales Manager

michael.leuschner@proquest.com

ProQuest: A Complete Solution



Nächste Schritte - Fahrplan

1

Orientierung

- Vor-Selektion potenzieller Inhalten
- Lizenzierungsmodelle
- Preisinformationen zu Budgetierung
- Technologische Voraussetzungen

Entscheidung

“Konkretisierung & Phasenplan

2

Test-Stellungen (Trials)

- Festlegung auf Inhalte
- Umfang der Teststellung (Nutzerkreis, Integration in Suche, PDA für eBooks)
- Dauer und Zeitpunkt
- Festlegung auf Bewertungskriterien
- Implementierung und Roll out

Entscheidung

“Lizenzierung & Finanzierung”

3

Lizenzierung und Implementierung

- Festlegung auf Inhalte
- Preis-Verhandlung und Lizenzverträge (Einbindung des Handels)
- Implementierung und Roll out (Schulungen, Promotions-Materialien für on- und offline)

Entscheidung

“Erwerb & Roll out”