Web of Science / InCites Benchmarking & Analytics

Easier discovery of trusted Open Access

Accelerate discovery by connecting Web of Science researchers to verified, legal versions of millions of previously undiscoverable open access articles.

Web of Science
Trust the difference

Clarivate Analytics

Clarivate Analytics is committed to Open Access

In a novel public/private partnership, *Clarivate* has joined with *Impactstory*, a non-profit organization devoted to making science more open and reusable.

The goal of this arrangement was to **provide Web of Science users with access to millions of verified peer-reviewed legal versions of Gold and Green OA content** via Impactstory's oaDOI knowledgebase by the end of 2017.

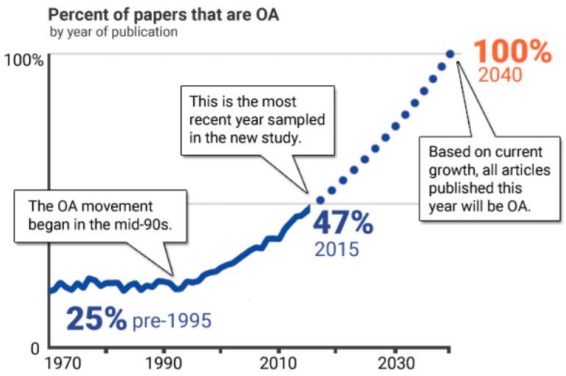

Historical timeline and projected proportion of Open Access literature (*Source: Impactstory*)

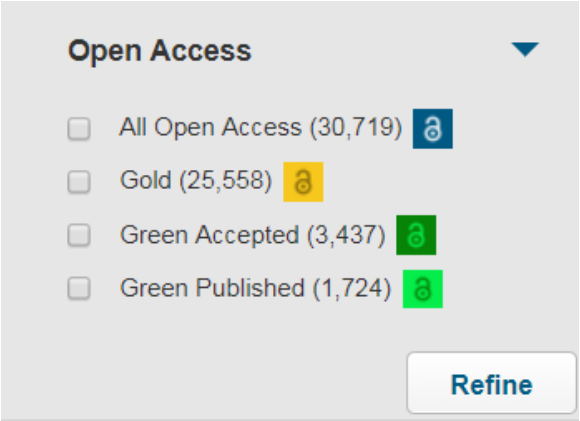

Expanded Open Access identification helps finding legally available Green & Hybrid articles.

Starting December 2017 in Web of Science Open Access

- Find Hybrid Gold OA articles when searching the *Web of Science*
- Find Green OA articles when searching the *Web of Science*
- For Green OA articles, *Web of Science* will only link to peer-reviewed versions from open repositories, NOT "pre-prints." We will identify two types of Green OA articles:
    - Accepted Manuscript
    - Published Version
- For all OA articles, *Web of Science* will preference links to the publisher's Gold version, when available.

Open Access in Romania

Discover and analyze the impact of Open Access papers published by Romanian organizations between 2014-2016.

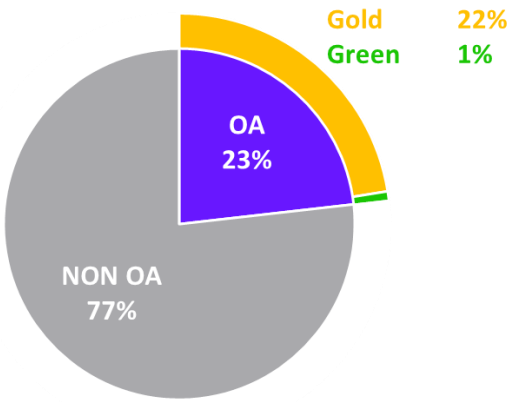

23% of papers published by Romanian organizations between 2014-2016 and indexed in the Web of Science Core Collection are Open Access.

Percentage of Open Access publications in total number of publications (2014-2016)

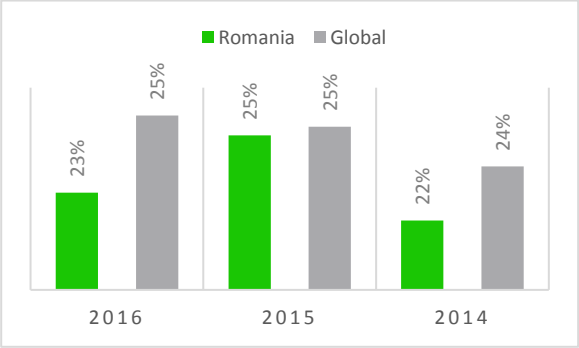

Between 2014-2015 there was an **increase in the absolute number of Open Access papers** published at national & international level.

Highly Cited Papers

Highly Cited Papers are the top 1% in each of the 22 ESI subject areas per year (published in the last 10 years).

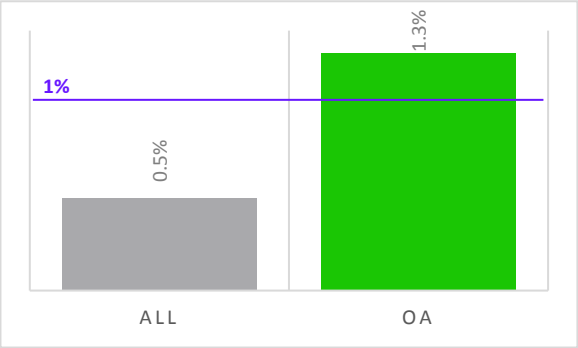

0.5% of papers published by Romanian organizations between 2014-2016 are Highly Cited Papers. While **1.3%** Open Access papers are Highly Cited Papers. **59% of the Highly Cited Papers are Open Access**.

Visibility of Open Access publications by number of citations per publication (2014-2016)

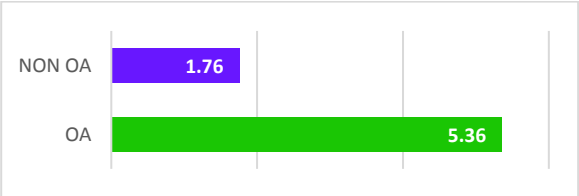

With a **Citation Impact of 5.36**, Open Access publications are far more visible than Non Open Access publications.

The Citation Impact shows the average number of citations received by a group of papers.

Percentage of publications cited once or more (2014-2016)

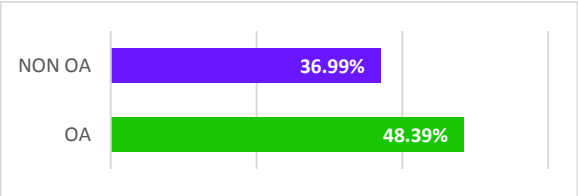

48.39% of Open Access publications are cited. While 36.99% of Non Open Access publications are cited.

Shows the percentage of publications that have been cited one or more times.

Number of Open Access & Non Open Access articles - reviews and times cited per ESI categoy (2014-2016)

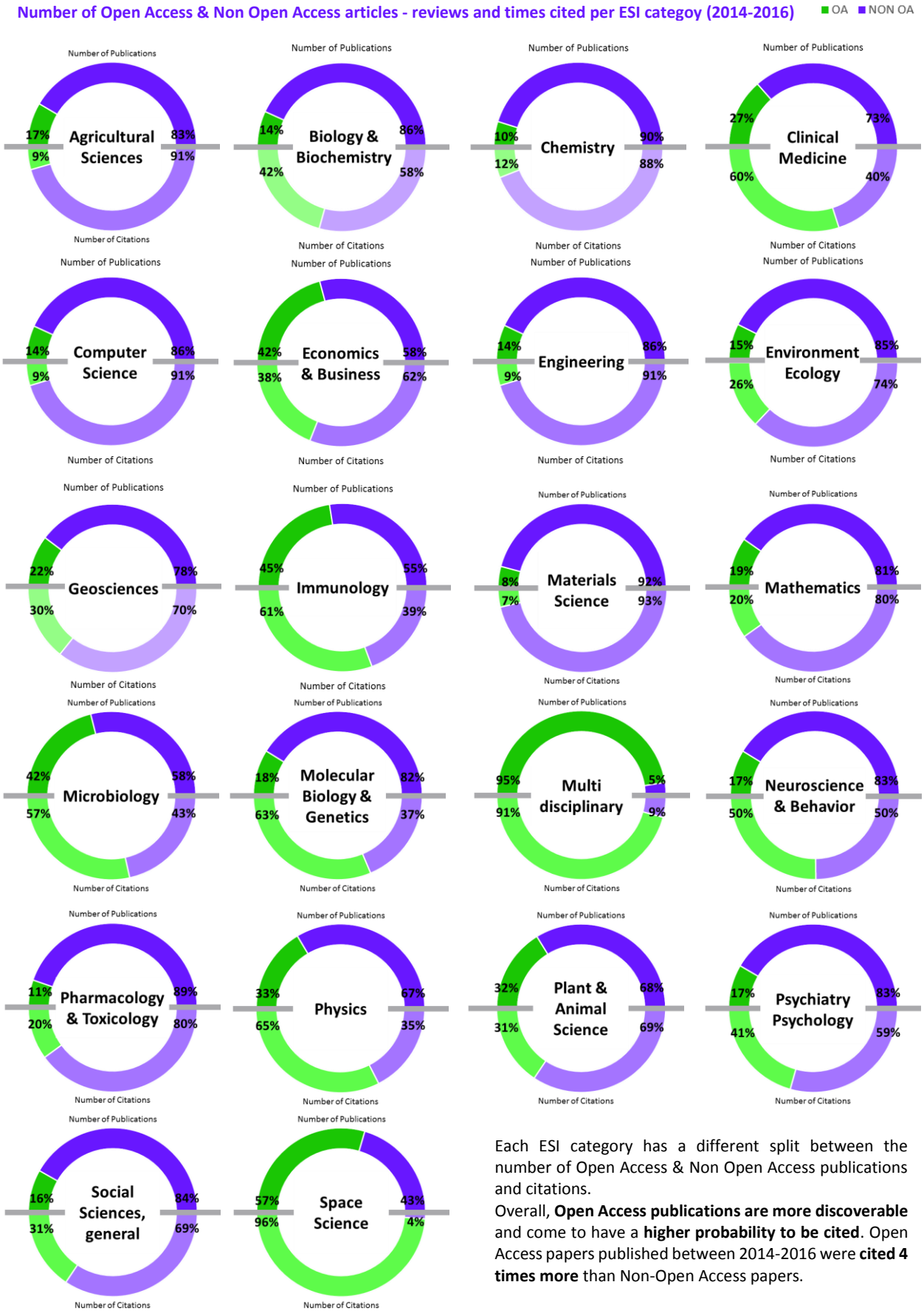

Each ESI category has a different split between the number of Open Access & Non Open Access publications and citations.

Overall, **Open Access publications are more discoverable** and come to have a **higher probability to be cited**. Open Access papers published between 2014-2016 were **cited 4 times more** than Non-Open Access papers.

Visibility of Open Access publications by Category Normalized Citation Impact (2014-2016)

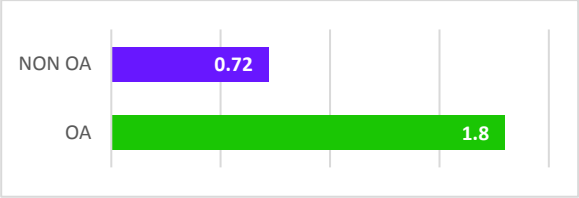

The Category Normalized Citation Impact of a document is calculated by dividing the actual count of citing items by the expected citation rate for documents with the same document type, year of publication and subject area.

14 ESI categories (out of 22) have a higher CNCI considering only Open Access publications

Open Access publications have **60% average increase in CNCI** (compared to NON OA publications)

91.07% of Romanian Open Access publications in Microbiology are cited

Top Romanian organizations by number of published Open Access papers (2014-2016)

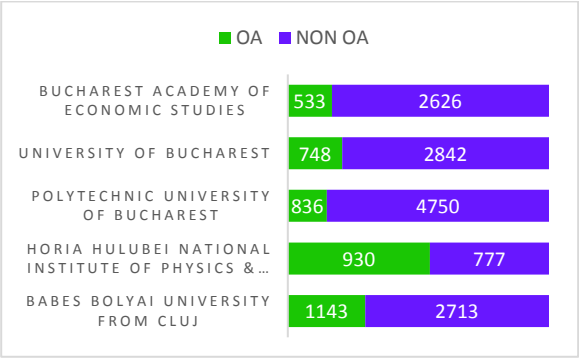

Top Journals by number of Open Access publications (2014-2016)

Top Romanian organizations by CNCI of published Open Access papers (2014-2016)

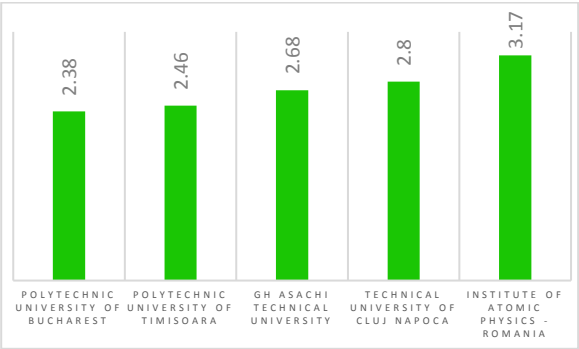

The 2 lists of Top Romanian organizations by number of Open Access publications and by CNCI of Open Access publications are different. An organization might have a high number of Open Access publications, but a low impact (CNCI).

Top Funding Agencies funding the Romanian Open Access publications (2014-2016)

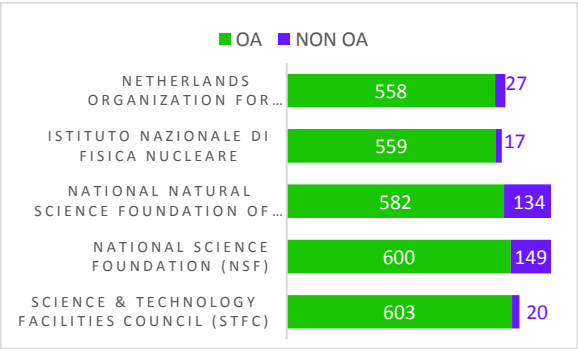

These Top Funding Agencies have funded a very high number of Open Access publications and in the same time a very low number of Non Open Access publications.

Number of Open Access publications in Romania and neighbouring countries (2014-2016)

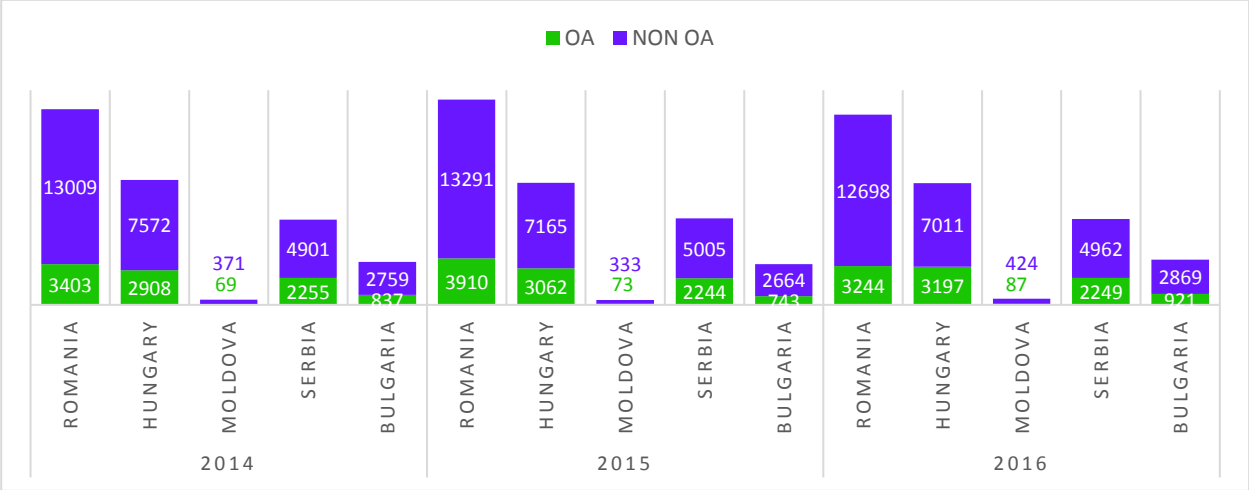

Comparing CNCI for Open Access and Non Open Access publications in Romania and neighbouring countries (2014-2016)

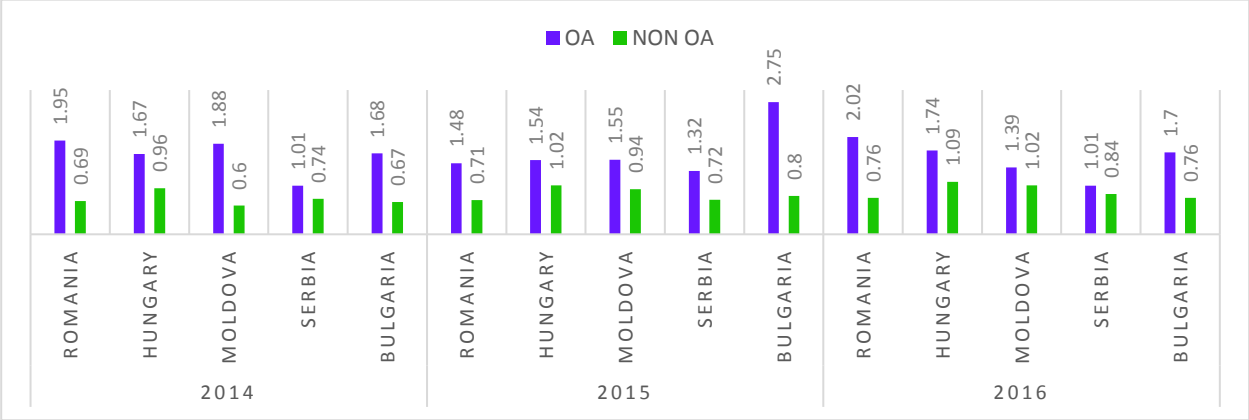

Between 2014-2016, the number of Open Access publications has increased in Romania and neighbouring countries.
For the same period, in each country the **Open Access publications have a higher CNCI** than Non Open-Access publications.

“Making the world’s scholarly knowledge more useful and usable to the entire community of people who want it.”

Jason Priem, co-founder of Impactstory

Data used in this report was extracted from InCites B&A in February 2018 using a customized dataset (papers published between 2014-2016 and indexed in the Web of Science Core Collection – Emerging Sources Citation Index not included). The ESI categories refer to the Essential Science Indicators category schema (Document Types *Articles & Reviews*).

Who we are

Clarivate Analytics accelerates the pace of innovation by providing trusted insights and analytics to customers around the world, enabling them to discover, protect and commercialize new ideas faster. We own and operate a collection of leading subscriptionbased services focused on scientific and academic research, patent analytics and regulatory standards, pharmaceutical and biotech intelligence, trademark protection, domain brand protection and intellectual property management.
Clarivate Analytics is now an independent company with over 4,000 employees, operating in more than 100 countries and owns well-known brands that include *Web of Science, Cortellis, Derwent, CompuMark, MarkMonitor* and *Techstreet*, among others. For more information, visit clarivate.com.

To learn more, visit:
clarivate.com/web-of-science

Adriana Filip
Solutions Consultant

Phone nr: + 33 (0)6 43 44 95 26
adriana.filip@clarivate.com

Marko Zovko
Account Manager, South and Eastern Europe

Phone nr: +44 (0)779582 5011
marko.zovko@Clarivate.com

01.2018
© 2018 Clarivate Analytics

clarivate.com

Web of Science
Trust the difference

Clarivate Analytics