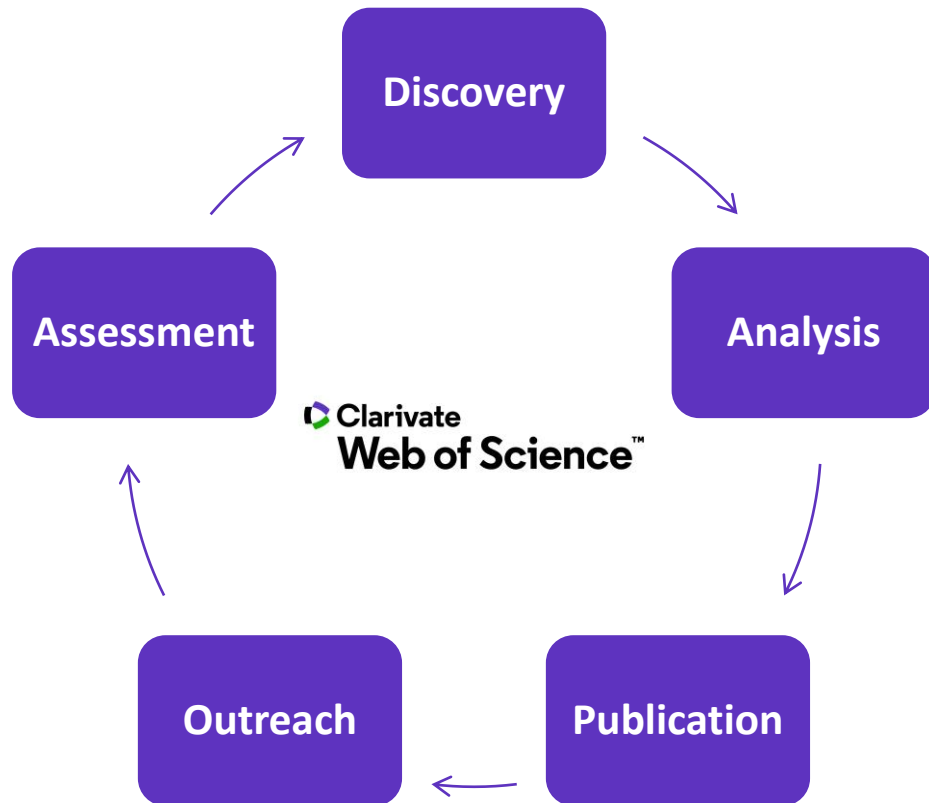


# Vizibilitatea activității de cercetare a instituției tale

Adriana FILIP - Solutions Consultant  
[adriana.filip@clarivate.com](mailto:adriana.filip@clarivate.com)

*Iunie 2021*

# Importanța de a promova cercetarea



- Get noticed by potential collaborators
- Identify researchers for mentorship
- Enhance the reputation of yourself, department and institution
- Demonstrate the breadth of your research to:
  - Hiring committees
  - Funding agencies
  - Tenure evaluators

# Valoarea pentru cercetători și administratori



**Conduct research**

## Web of Science

Quickly find relevant papers from the world's leading sources to inform your research

## EndNote Click

(formerly Kopernio)

Instantly access the full text PDFs



**Publish findings**

## EndNote

Save time authoring your manuscript with a tool that creates your bibliography for you

## Journal Citation Reports

Easily identify leading journals to publish in that can maximize your reach and influence



**Promote output**

## Publons

(part of Web of Science)

Showcase the full picture of your scholarly contributions in a multidimensional public profile that records your papers, citations, collaboration network, peer reviews, and editorial activity in one place.



**Obtain funding**

## Web of Science

Submit more competitive funding applications using objective, verifiable statistics for your research

## Publons CV


(part of Web of Science)



Save time preparing your P&T dossier and grant applications using an automated CV generator.

# Web of Science Author Records

# Showcase your research

Demonstrate your impact to a worldwide audience



**Arndt, Stephan**   
University of Iowa  
Web of Science ResearcherID: A-6976-2013 

[VIEW PUBLIC PROFILE](#)

See a complete view of this researcher's scholarly contributions, including peer review and editorial work.


### Verify your Author Record

Get your own verified author record. Enter your name in Author Search, then click "Claim My Record" on your author record page.

[GO TO AUTHOR SEARCH](#)

### About

**Published names** Arndt, S Arndt, Stephan Arndt, S. Arndt, SV

**Organizations**   
1991-2021 University of Iowa  
2017-2017 Ochsner Health System  
2016-2016 Free University of Berlin  
2016-2016 National University of Ireland (NUI) Galway  
2016-2016 Polymer Serv GmbH Merseburg [Show more](#)

[PUBLICATIONS](#) [AUTHOR IMPACT BEAMPLOT](#)

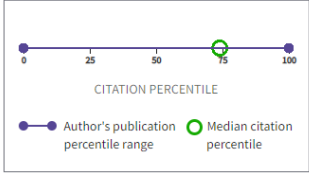
392 Publications from the Web of Science Core Collection

[VIEW AS SET OF RESULTS](#) Date: Newest first All Publications < 1 of 8 >

Association between medical marijuana legalization and sources of obtaining marijuana among adults in the United States  
Lee, Yen-Han; Lee, Yi-Ting Hana; (...); Arndt, Stephan  
Published 2021 | JOURNAL OF SUBSTANCE USE 0 Times Cited

### Author Metrics

#### Author Impact Beamplot Summary



Author's publication percentile range Median citation percentile


Percentile range displays for authors from 1980 to 2019. View all publications in full beamplot.


[VIEW FULL BEAMPLOT](#)


### Citation Network


<b>82</b> H-Index	<b>392</b> Total Publications
<b>21,931</b> Sum of Times Cited	<b>17,689</b> Citing Articles

[VIEW CITATION REPORT](#)



**Stephan Arndt**   
Web of Science ResearcherID <sup>®</sup>  
A-6976-2013

 Top peer reviewer  
Professor - Psychiatry, University of Iowa

<b>PUBLICATIONS</b>	<b>TOTAL TIMES CITED</b>	<b>H-INDEX</b>	<b>VERIFIED REVIEWS</b>	<b>VERIFIED EDITOR RECORDS</b>
456	21,579	82 	1,727	395


[Summary](#)  
[Metrics](#)  
[Publications](#)  
[Peer review](#)

### Research Fields

ALCOHOL AND DRUG STUDIES BIostatistics EPIDEMIOLOGY PSYCHIATRY (INCL. PSYCHOTHERAPY)  
SUBSTANCE USE AND MENTAL HEALTH

[+ VIEW FULL BIO & INSTITUTIONS](#)

### Most cited publications



THE COMPREHENSIVE ASSESSMENT OF SYM INSTRUMENT FOR ASSESSING DIAGNOSIS AN  
Published: 1992 in Archives of General Psychiatry  
PMID: 1637251


THALAMIC ABNORMALITIES IN SCHIZOPHREN RESONANCE IMAGE AVERAGING  
Published: 1994 in Science

# What is author disambiguation?

**Name ambiguity is a frequently encountered problem in the scholarly community:**

- Different researchers publish under the same name
- Individual researchers publish under many names
- Languages and cultural naming conventions introduce additional challenges

**Author disambiguation** is a process that aims to find all publications that belong to a given author and distinguish them from publications of other authors who share the same name.



Also published as:  
Avram Noam Chomsky  
N. Chomsky  
نعوم تشومسكي  
נועם חומסקי

Web of Science Search Marked List History Alerts

1188 Author Records from the Web of Science Core Collection for:

ROSSI,G (Author Name)

SEARCH

Refine results

<input type="checkbox"/> 0/1,188	VIEW AS COMBINED RECORD
----------------------------------	-------------------------

<input type="checkbox"/> Rossi, G	796
<input type="checkbox"/> Rossi, G.	331
<input type="checkbox"/> Rossi, GF	12
<input type="checkbox"/> Rossi, Giovanni	8
<input type="checkbox"/> Rossi, GB	7

See all

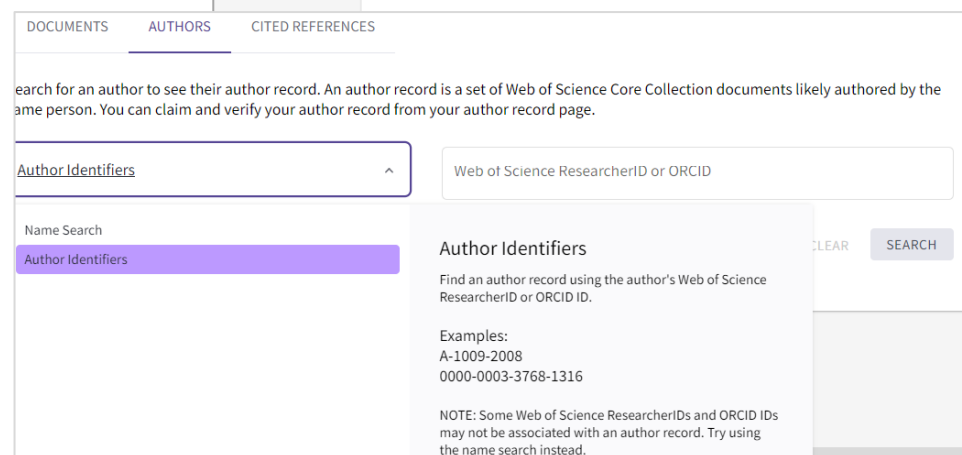
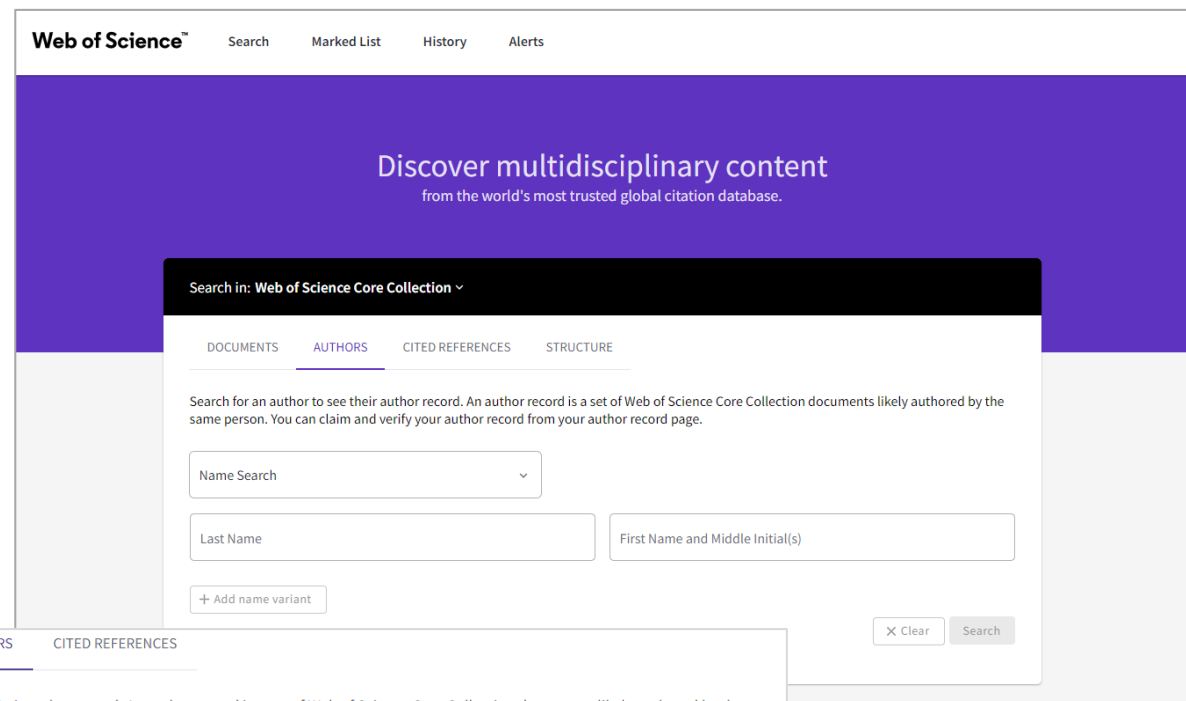
<input type="checkbox"/> 1	<b>Rossi, Gian Paolo</b> University of Padua Dept Med DIMED PADUA, ITALY Published names: Rossi, GP Rossi, G. P. Top Journals: Journal of Hypertension, Hyp
----------------------------	--

# Author Search

Author Search guides you through the process of locating the author you are looking for, regardless of how common their name is.

**Search by Author**  
with type-ahead functionality

**Search by Web of Science  
ResearcherID  
or ORCID**



# Author Search

**Fauci, Anthony S.** *This is an algorithmically generated author record*

Off Director  
BETHESDA, MD, USA

### About

**Published names** Fauci, AS Fauci, Anthony S. Fauci, Anthony Fauci, A. S. Fauci, A. [Show more](#)

**Organizations**

- 1978-2021 NIH National Institute of Allergy & Infectious Diseases (NIAID)
- 2020-2020 Natl Inst Allergy
- 1978-2020 National Institutes of Health (NIH) - USA
- 2015-2015 Immunoregulat Lab

**PUBLICATIONS** **AUTHOR IMPACT BEAMPLOT**

696 Publications from the Web of Science Core Collection

[VIEW AS SET OF RESULTS](#) Date: Newest first ▾ All Publications ▾ < 1 of 14 >

Research in the Context of a Pandemic  
[Lane, H. Clifford and Fauci, Anthony S.](#) 11 Times Cited  
Published 2021 | [NEW ENGLAND JOURNAL OF MEDICINE](#)

SARS-CoV-2 Variants of Concern in the United States-Challenges and Opportunities  
[Walensky, Rochelle P.; Walko, Henry T.; \(...\); Fauci, Anthony S.](#) 0 Times Cited  
Published 2021 | [JAMA-JOURNAL OF THE AMERICAN MEDICAL ASSOCIATION](#)

SARS-CoV-2 Viral Variants-Tackling a Moving Target  
[Mascola, John R.; Graham, Barney S.; \(...\); Fauci, Anthony S.](#) 0 Times Cited  
Published 2021 | [JAMA-JOURNAL OF THE AMERICAN MEDICAL ASSOCIATION](#)

### Are you this Author?

Verify your work, and control how your name, title, institution, and profile image appears in your Web of Science Author Record.

[CLAIM MY RECORD](#)

### Author Metrics

#### Author Impact Beamplot Summary

CITATION PERCENTILE

Author's publication percentile range Median citation percentile

Percentile range displays for authors from 1980 to 2019. View all publications in full beamplot.

[VIEW FULL BEAMPLOT](#)

### Citation Network

122 H-Index 696 Total Publications

53,139 Sum of Times Cited 41,2 Citing Authors

[VIEW CITATION REPORT](#)

### Author Position

First Author	20%
Last Author	58%
Corresponding Author	17%

**Improve this author record**

Correct the record with our new feedback interface to combine author records and remove publications that don't belong.

## Authors

Promote your research worldwide & ensure that others can find your publications.

## Librarians and administrators

Improve the scholarly record for your institution by submitting feedback for your faculty.



# Author Search

The screenshot shows the author profile for Stephan Arndt, a verified author from the University of Iowa. The profile includes a circular profile picture, a 'VIEW PUBLIC PROFILE' button, and a 'Verify your Author Record' section with instructions and a 'GO TO AUTHOR SEARCH' button. Below this is an 'About' section with 'Published names' (Arndt, S; Arndt, Stephan; Arndt, S.; Arndt, SV) and 'Organizations' (University of Iowa, Ochsner Health System, Free University of Berlin, National University of Ireland (NUI) Galway, Polymer Serv GmbH Merseburg). A 'Show more' link is provided for organizations. The main content area is split into 'PUBLICATIONS' and 'AUTHOR IMPACT BEAMPLOT'. The 'PUBLICATIONS' section shows 392 publications from the Web of Science Core Collection, with a 'VIEW AS SET OF RESULTS' button and a pagination control showing '1 of 8'. A sample publication is listed: 'Association between medical marijuana legalization and sources of obtaining marijuana among adults in the United States' by Lee, Yen-Han; Lee, Yi-Ting Hana; (...); Arndt, Stephan, published in 2021 in JOURNAL OF SUBSTANCE USE, with 0 times cited. The 'AUTHOR IMPACT BEAMPLOT' section shows 'Author Metrics' with an 'Author Impact Beamplot Summary' chart. The chart displays 'CITATION PERCENTILE' from 0 to 100, with 'Author's publication percentile range' (blue line) and 'Median citation percentile' (green circle). Below the chart is a 'VIEW FULL BEAMPLOT' button. The 'Citation Network' section shows an H-Index of 82 and Total Publications of 392, with a 'VIEW CITATION REPORT' button. Below this, it shows a Sum of Times Cited of 21,931 and Citing Articles of 17,689.

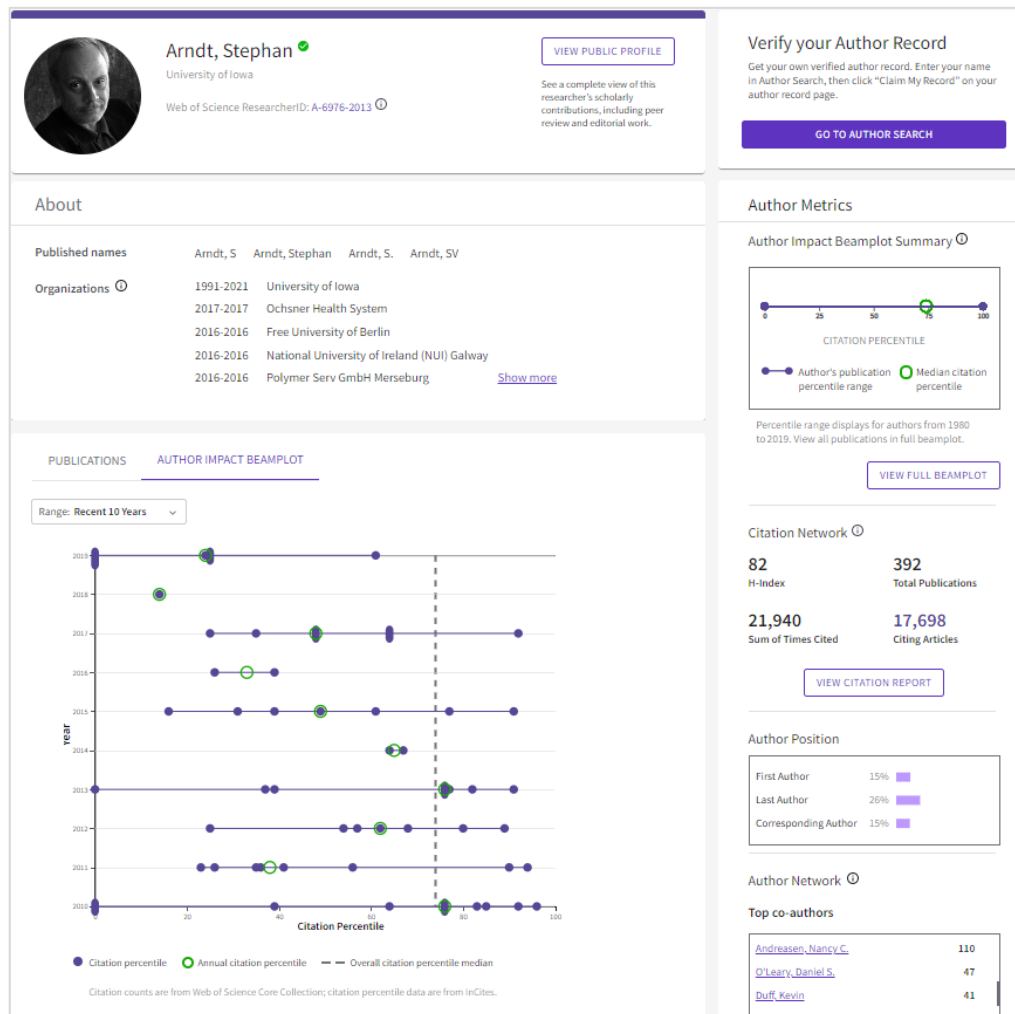
## New features

- Bulk remove publications by institution when submitting a curation.
- Direct link to the Citation Report from the Author Record pages.
- Author Network box on claimed profiles shows frequent collaborators.
- How often authors are in first, last or reprint author position.
- Stable URLs for claimed records, enabling closer integration between a researcher's private Publons dashboard and their WoS Author Record.
- Claimed status on Author Search results pages.
- Impact Beamplots

## Future plans

- Seamless integration with Publons to turn ORCID imports and WoS article level exports into publication claims in Author Records.

# Author Impact Beamplot



Beamplots are graphical representations of the citation performance of a researcher's publications.

Beamplots use normalized citation percentiles as a means of comparing the citation performance of publications. This allows to:

- ✓ View article performance in appropriate context
- ✓ See performance change over time

**WHITE PAPER** > Interpreting the citation performance of individual researchers with beamplots

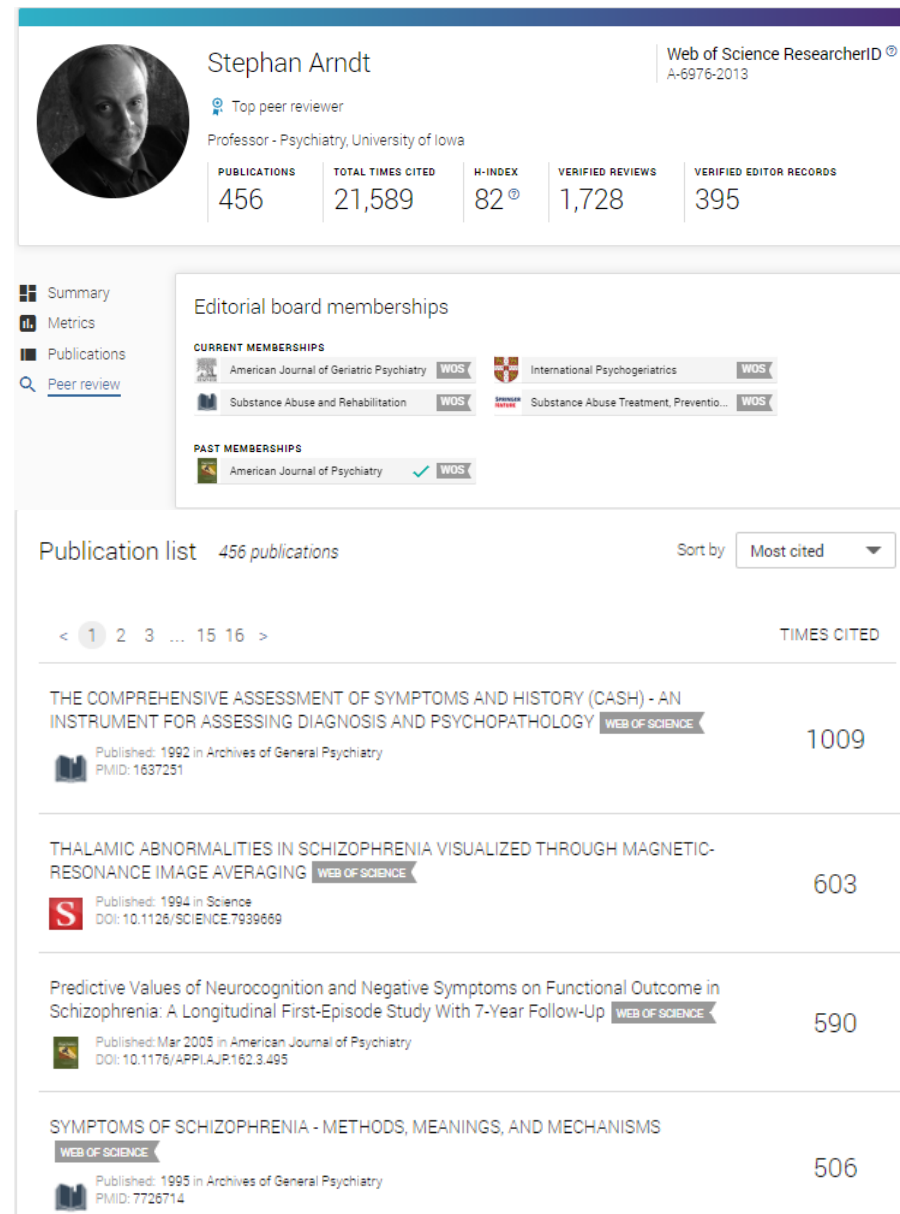
**ISI REPORT** > Profiles, not metrics

# Publons

All publications, citation metrics, peer reviews, and journal editing work in one, easy-to-maintain profile.

- **Create a profile** or browse Publons for **free at publons.com**.
- **Import publications** from Web of Science, ORCID, or your bibliographic reference manager (e.g., EndNote or Mendeley)
- **View trusted citation metrics**, automatically imported from the Web of Science Core Collection
- Build and **display your verified peer review and journal editing history**, powered by partnerships with thousands of scholarly journals
- **Download a record summarizing your scholarly impact** as an author, editor, and peer reviewer.

[Link to Publons](#)



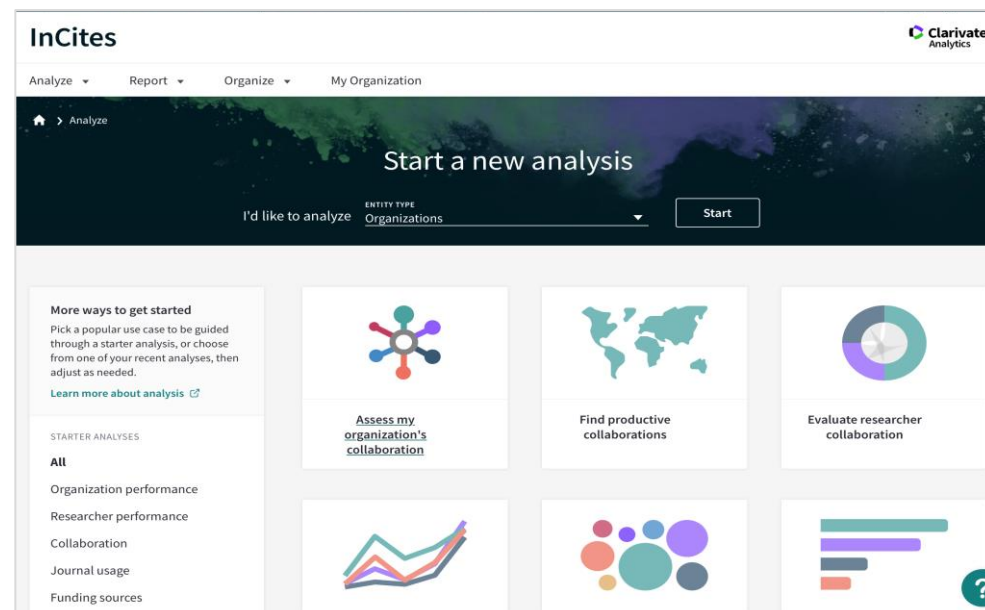
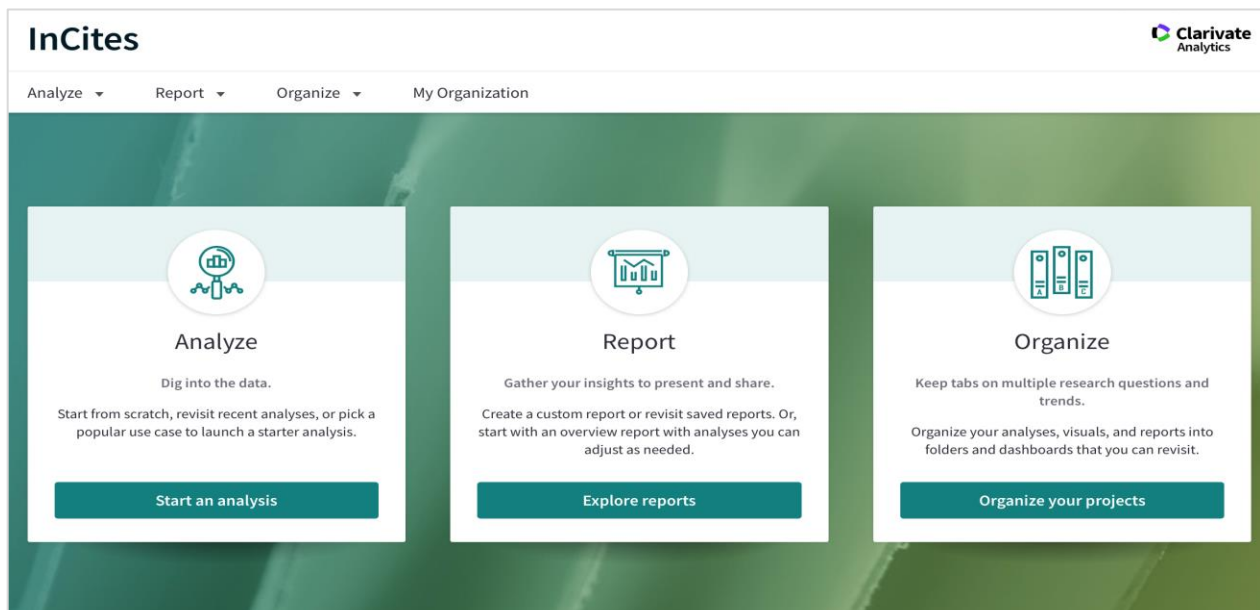
The screenshot shows a Publons profile for Stephan Arndt. At the top, there is a circular profile picture, the name 'Stephan Arndt', and the Web of Science ResearcherID 'A-6976-2013'. Below this, it identifies him as a 'Top peer reviewer' and 'Professor - Psychiatry, University of Iowa'. A summary of metrics is displayed: 456 Publications, 21,589 Total Times Cited, an H-index of 82, 1,728 Verified Reviews, and 395 Verified Editor Records. The profile includes a navigation menu with options for Summary, Metrics, Publications, and Peer review. The 'Editorial board memberships' section lists current memberships with American Journal of Geriatric Psychiatry, International Psychogeriatrics, Substance Abuse and Rehabilitation, and Substance Abuse Treatment, Prevention, and Policy, as well as a past membership with the American Journal of Psychiatry. The 'Publication list' section shows 456 publications, sorted by 'Most cited'. The first three entries are: 'THE COMPREHENSIVE ASSESSMENT OF SYMPTOMS AND HISTORY (CASH) - AN INSTRUMENT FOR ASSESSING DIAGNOSIS AND PSYCHOPATHOLOGY' (1009 citations), 'THALAMIC ABNORMALITIES IN SCHIZOPHRENIA VISUALIZED THROUGH MAGNETIC-RESONANCE IMAGE AVERAGING' (603 citations), and 'Predictive Values of Neurocognition and Negative Symptoms on Functional Outcome in Schizophrenia: A Longitudinal First-Episode Study With 7-Year Follow-Up' (590 citations).

Publication Title	Times Cited
THE COMPREHENSIVE ASSESSMENT OF SYMPTOMS AND HISTORY (CASH) - AN INSTRUMENT FOR ASSESSING DIAGNOSIS AND PSYCHOPATHOLOGY	1009
THALAMIC ABNORMALITIES IN SCHIZOPHRENIA VISUALIZED THROUGH MAGNETIC-RESONANCE IMAGE AVERAGING	603
Predictive Values of Neurocognition and Negative Symptoms on Functional Outcome in Schizophrenia: A Longitudinal First-Episode Study With 7-Year Follow-Up	590
SYMPTOMS OF SCHIZOPHRENIA - METHODS, MEANINGS, AND MECHANISMS	506

# InCites Benchmarking & Analytics

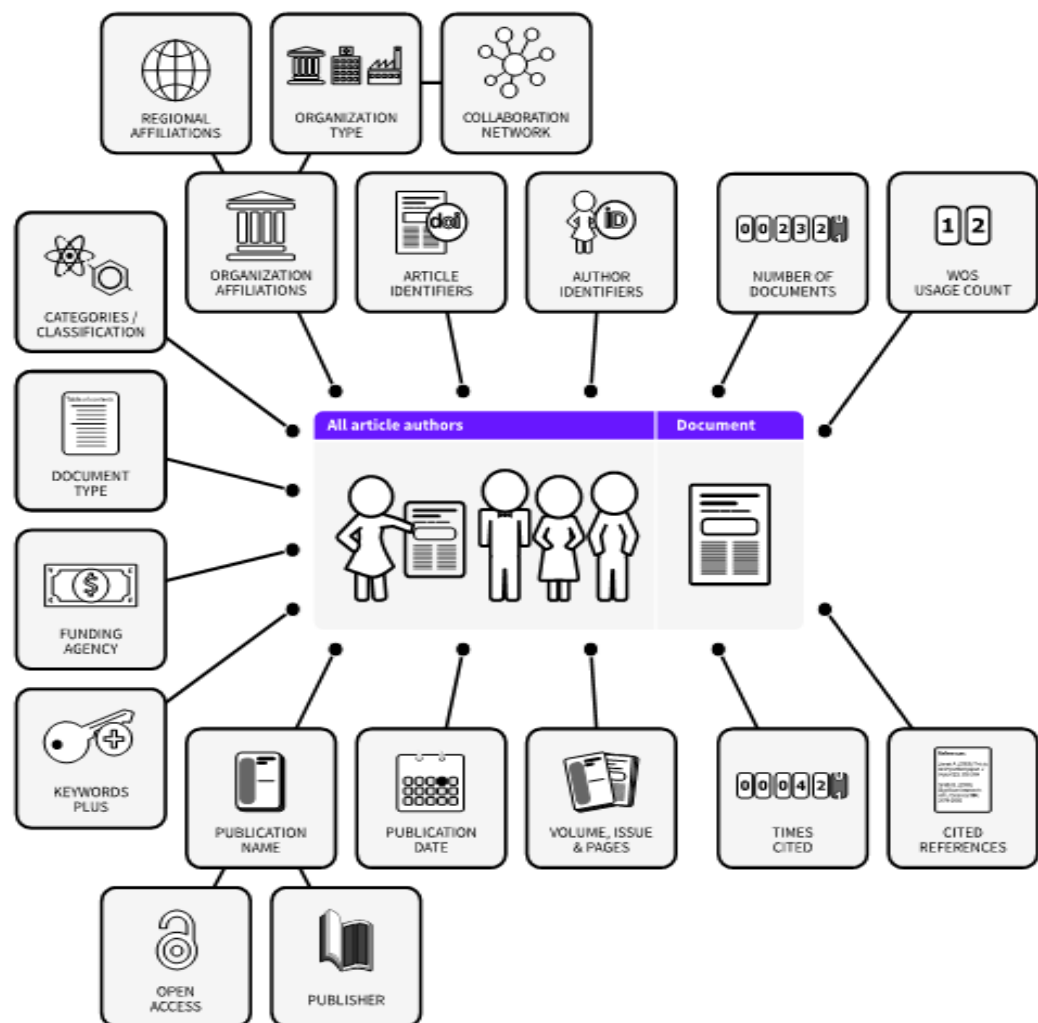
# InCites Benchmarking & Analytics

Web based tool, providing end users with transparent, replicable metrics based on Web of Science data.



[Link to Publons](#)

# Consistent metadata feed reliable analysis



70 M+ publications



1980-2021



InCites

70+ indicators

Updated monthly

223 countries/regions

16 categories systems

700+ categories

39 document types

5 Open Access versions

1200 + unified funders

12K+ unified publishers

15K+ unified organizations

# A Diversity of Indicators

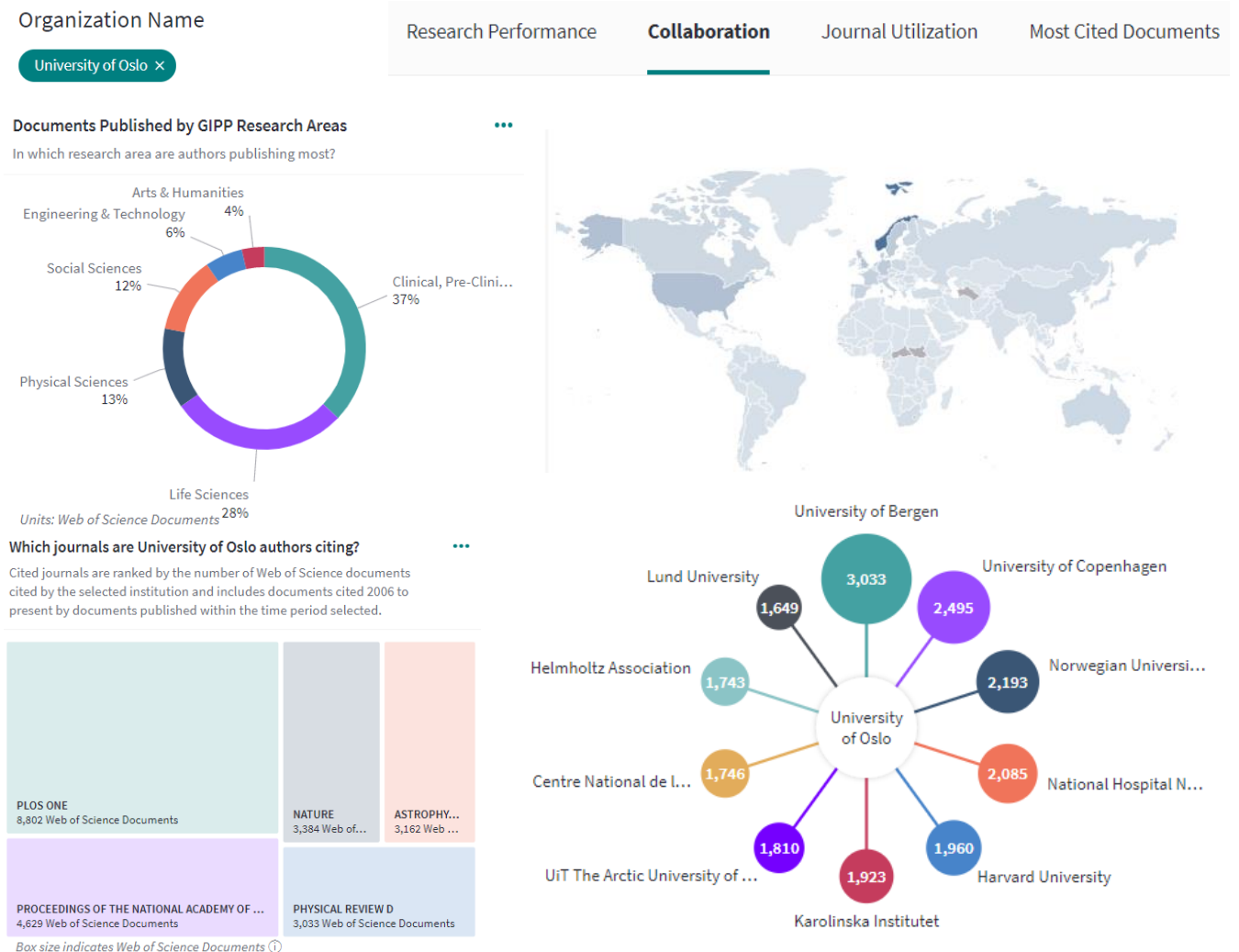
Productivity and Impact	Normalization	Top Performance	Collaborations	Author Position
Web of Science Documents	Percentile and Average percentile	% Docs in Top 1%	% Industry Collaborations	Counts and % Corresponding Author
Times Cited	Category Normalized Citation Impact	% Docs in Top 10%	Counts and % Int'l Collaborations	Counts and % First Author
Citation Impact	Impact Relative to World	Highly Cited Papers	Affiliation	Counts and % Last Author
h-Index	Journal Normalized Citation Impact	% Highly Cited Papers	Country/Region/Province/State	
% Docs Cited		% Hot Papers	Open Access counts, %	
Funding Agency		5-Year Journal Impact Factor	Article Influence	
% Docs by JIF Quartile	Publishing Country	Journal Quartile	Cited Half Life	
<b>Journal Intelligence</b>	Journal Impact Factor	# Docs by Journal	Immediacy Index	
	Eigenfactor			

# Identify and promote strengths of your research

**System Reports** on *Organization* or *Researcher* level can provide a large-scale data, publishing trends.

Identify top research fields, important collaborations, most impactful papers published, etc.

- ✓ Use system reports to collect highlights about your research organization and apply data for internal or external promotion.
- ✓ Export visualizations.
- ✓ Expand visualization, obtain source data and visualize them in a preferred software/tool.





# Use cases for showcasing your research



What are the top producing Research Areas at your organization?

Which organizations collaborate most frequently with yours and have the most impact?



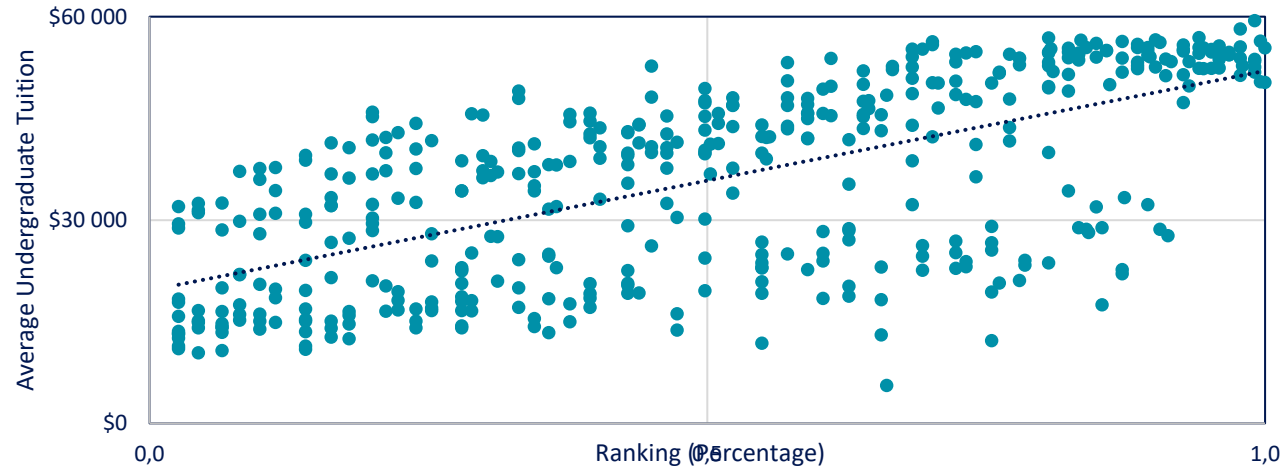
Who are the most-cited Researchers in a specific Research Area at your organization?

How does your research output and impact compare to your peer institutions?



# International rankings

# Higher rankings deliver prestige and more funding, the best faculty and students



Web of Science is the trusted partner to many of the world's top-ranking and assessment organizations

Web of Science is uniquely positioned to deliver a new generation of 360-degree metrics, beyond citations, better reflective of innovation and real-world impact.

**Better research drives better rankings**

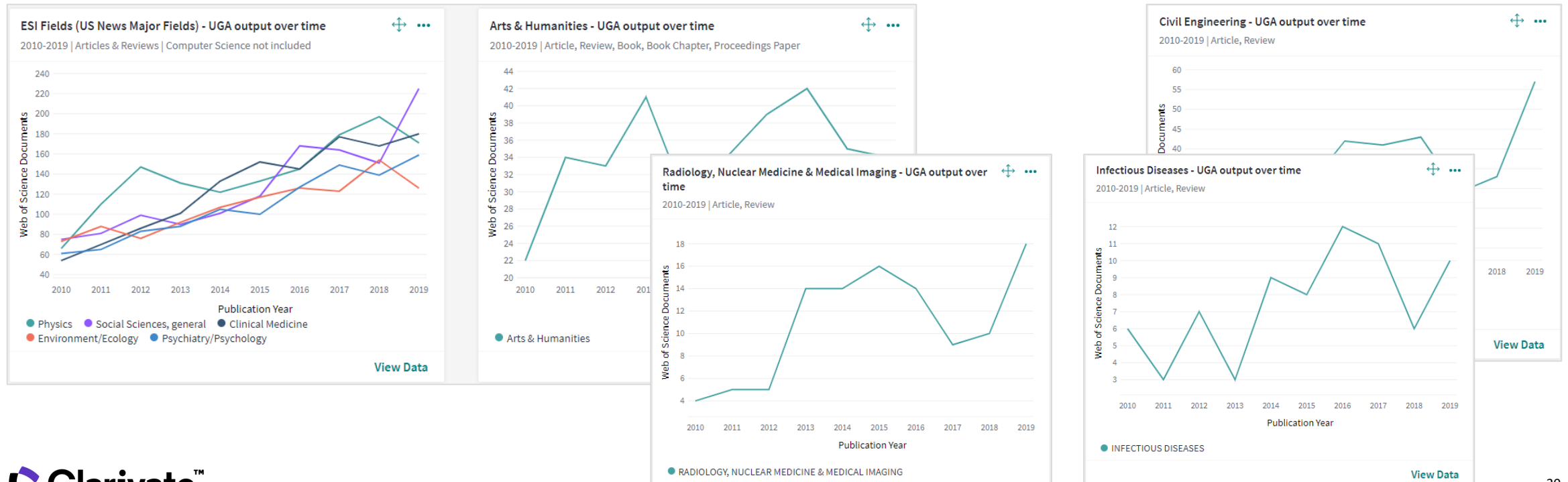


# US News Best Global Universities Rankings Reports



## 38 Subject Categories

Methodology Examples: Total Citations, Normalized Citation Impact, International Collaborations



**Showcase your research expertise  
through VIVO**

# How are you organizing, visualizing, showcasing your institution's activities?



**Institutions** are under pressure to publicize their research expertise to promote collaborations within their own institution, with other academic/government research institutions, and with industry.



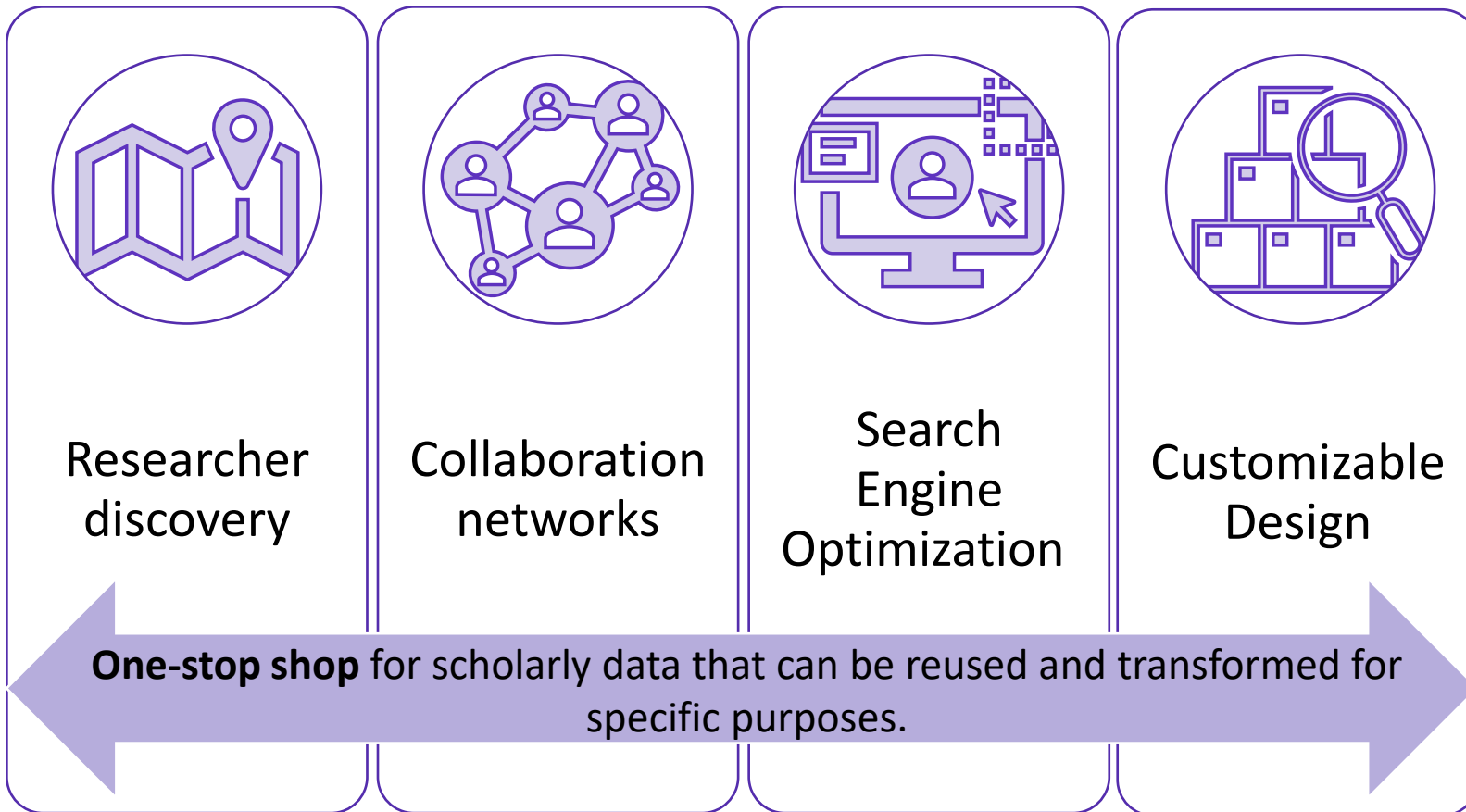
**Researchers** use networking tools to find collaborators from other disciplines, both within their organization and from other organizations.



**Administrators** need to fulfil their institutional missions to ensure that research is open and transparent whilst promoting collaborations and celebrating accomplishments.


# Key outcomes through VIVO

VIVO delivers a connected, integrated view of your organization's research



Clarivate is a certified VIVO partner >

# Highlight expertise and promote collaboration



This banner displays key statistics and a tutorial link. On the left, it says "Most recently updated researcher profiles by Clarivate" with a left-pointing arrow. In the center, three boxes show: "1.3k People", "110 Organizations", and "170k Research". Below these is a "Tutorials: How To Update" link. A paragraph of text reads: "Thank you for visiting the Clarivate VIVO Sandbox. We have worked to create the first version of your profile and continue to explore additional data sources to enhance your profile. We request your participation to update your profile and improve its accuracy. If you have any questions or concerns about your profile page, please contact us." At the bottom, a row of seven researcher profile thumbnails is shown, with a right-pointing arrow and the text "Click to see the researcher profile".

At its core, VIVO is about making the scholarly and research activities of your institution **discoverable** – with the emphasis on **people**, their expertise, activities, and accomplishments.

This image shows a search results page for "People" in the VIVO system. At the top right is an "Export Search Results" button. Below it, the search criteria are "Research Areas: Cell Biology" with a "Clear" button. A horizontal menu includes "People", "Research Overview", "Publications", "Grants", "Awards", "Courses", "Concepts", and "Ideas". Under the "Organizations" section, three researcher profiles are displayed:

- Acharya, Jairaj K., MBBS, Ph.D.**, Senior Investigator. Research Areas: Cell Biology, Chemistry, Science & Technology - Other Topics, Oncology, Biochemistry & Molecular Biology, Pharmacology & Pharmacy, Nutrition & Dietetics.
- Ackerman, Hans, M.D., Ph.D.**, Lasker Clinical Research Scholar. Research Areas: Research & Experimental Medicine, Cell Biology, Chemistry, General & Internal Medicine, Hematology, Life Sciences & Biomedicine - Other Topics, Biochemistry & Molecular Biology, Cardiovascular System & Cardiology, Virology, Pharmacology & Pharmacy, Parasitology, Microbiology.
- Adelman, Karen, Ph.D.**, Investigator. Research Areas: Developmental Biology, Cell Biology, Genetics & Heredity, Science & Technology - Other Topics, Biochemistry & Molecular Biology, Neurosciences & Neurology, Biophysics.

VIVO Demo Site: <https://clarivatevivo.com/>



# Highlight expertise and promote collaboration

**Find Research at Clarivate**

Search People...

**Freed, Eric O., Ph.D.**  
Senior Investigator  
Positions: Senior Investigator, HIV Dynamics and Replication Program

About Publications View All

**Overview**

Dr. Eric Freed received his Ph.D. in 1990 in the laboratories of Drs. Rex Rissler and Howard Temin at the University of Wisconsin-Madison and did postdoctoral work with Dr. Temin at UW-Madison in 1991. His work in Madison focused on the function of the murine leukemia virus and HIV envelope glycoproteins in membrane fusion and virus entry. He joined the Laboratory of Molecular Microbiology at the National Institute of Allergy and Infectious Diseases (LMM/NIAID) in 1992, where he worked with Dr. Malcolm Martin on a variety of topics relating to virus assembly and entry/post-entry events in the HIV replication cycle.

**Selected Publications**

Articles 139

(2020). Structural and Mechanistic Studies of the Rare Myristoylation Signal of the Feline Immunodeficiency Virus. *JOURNAL OF MOLECULAR BIOLOGY*. 432(14), 4076-4091.

(2020). The viral protein U (Vpu) interacting host protein ATP5VDC down-regulates cell surface expression of tetherin and thereby contributes to HIV-1 release. *JOURNAL OF BIOLOGICAL CHEMISTRY*. 295(21), 7327-7340.

(2020). Generation and validation of a highly sensitive bioluminescent HIV-1 reporter vector that simplifies measurement of virus release. 17(1).

**Senior Investigator Co-author Network**

Note: This information is based solely on publications that have been loaded into the IVD system. This may only be a small sample of the person's total work. Log in to enter additional details about your publications on your profile page.

185 publications from 1987 - 2020 (CSV File)

16 co-authors from 1986 - 2020 (CSV File)

**Freed, Eric O., Ph.D.**

Explore activity (17 publications) across 554 scientific subdisciplines

554 Subdisciplines | 13 Disciplines

Search:

1 - 13 of 554 - First - Prev Next - Last -

Subdisciplines	# of pubs.	% of activity
Molecular Medicine	5.0	29.4
Pharmacology Science	3.0	17.6
Anesthetics & Analgesics	1.0	5.9
Medical Imaging	1.0	5.9
Molecular Cell Biology	1.0	5.9
Neuroimmunology	1.0	5.9
Neurophysiology & Neuroscience	1.0	5.9
Neuroscience: Molecular & Cellular	1.0	5.9
Organic Chemistry	1.0	5.9
Pharmaceutical Design	1.0	5.9
Psychosis: Schizophrenia	1.0	5.9
Acoustics	0.0	0.0
Addictive Behavior	0.0	0.0

Save All as CSV

Chemistry  
Math and Physics  
Health Professionals  
Medical Specialties  
Brain Research  
Infectious Diseases  
Social Sciences  
Biotechnology  
Electrical Engineering and Computer Science  
Chemical, Mechanical, and Civil Engineering  
Biology  
Earth Sciences

Top 11 subdisciplines shown

89.47% of 19 publications mapped

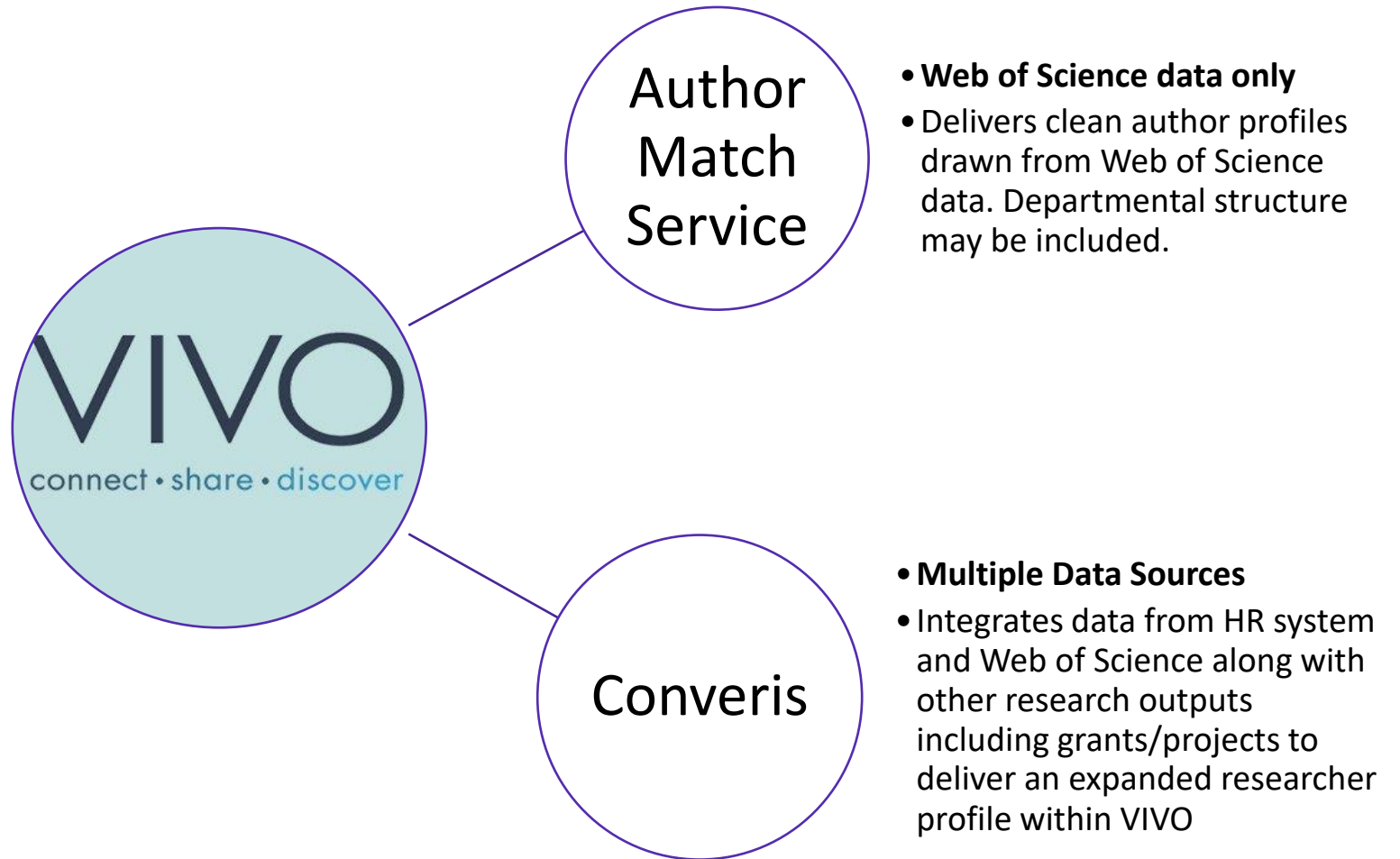
Save Unmapped Publications

**Enhanced search functions** to support research collaboration - browse and narrow search results using different search filters - easily find potential collaborators.

**Visualizations** include interactive co-author network and map of science.

# Populate your VIVO

Explore how the researcher profiles within VIVO may be pre-populated through Author Match Service or by connecting Converis.



The above visual outlines a simplified view of data management integrations from Clarivate.

# Manage your institution's complete research information lifecycle with Converis

# Managing the complete research information lifecycle



Track activities across your institution to monitor your progress towards strategic goals in real time.



Assess researcher and team productivity to make data-driven resource allocation, staffing and planning decisions.



Evaluate the success of your research grants and programs, and report results to internal and external stakeholders.

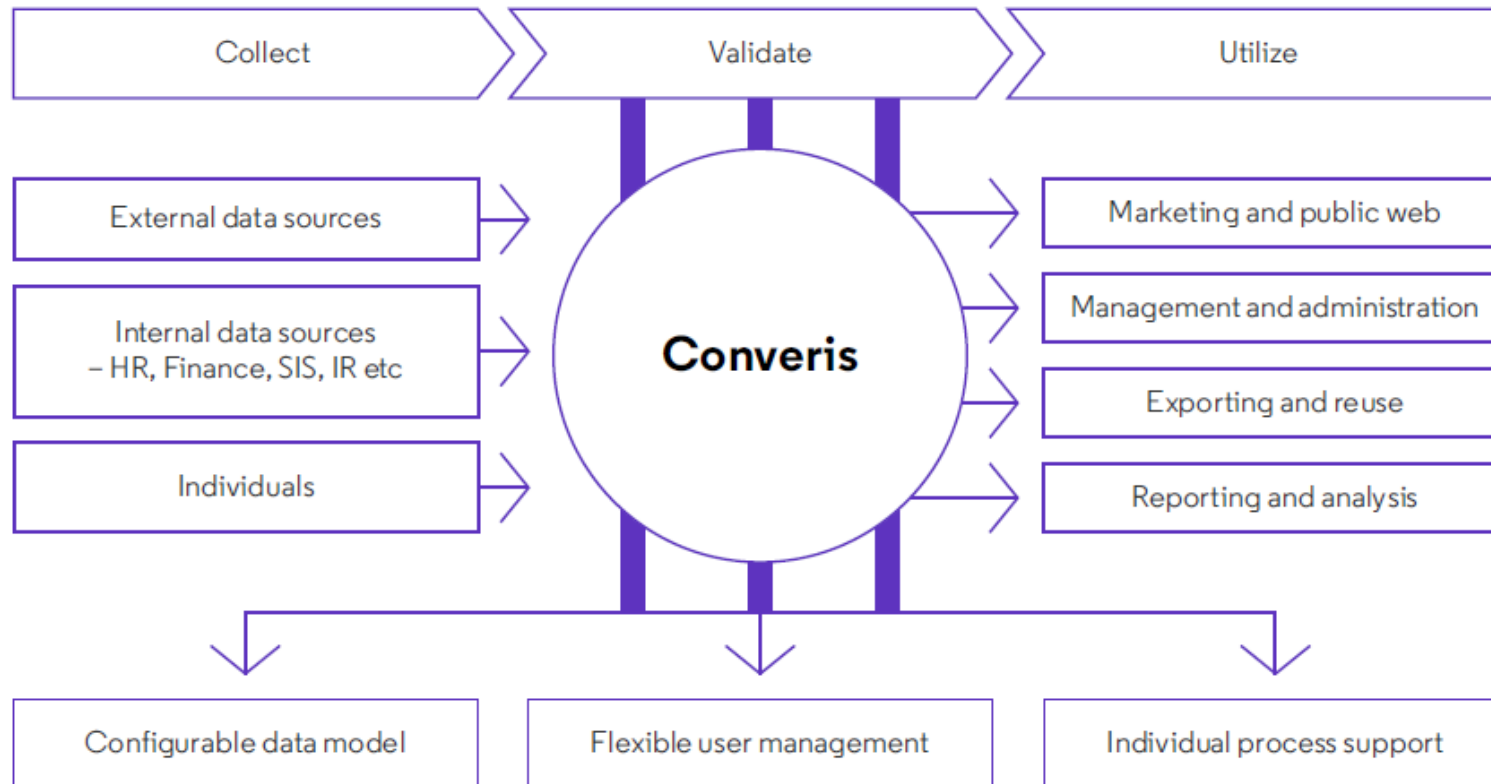


Showcase your institution's expertise in a public research portal to attract funders and collaborators.

*How does your institution collect and use data across systems?*

# Converis

Effective, efficient and flexible data management



Make confident, data-driven decisions, save time and money by operating more efficiently, and reduce administrative burden across your institution.



# Vă mulțumesc!

Adriana FILIP

Solutions Consultant

[adriana.filip@clarivate.com](mailto:adriana.filip@clarivate.com)

[www.clarivate.com](http://www.clarivate.com)

## Additional resources

[Web of Science Learning](#) >

[Web of Science Academy](#) >

[Events & Webinars](#) >


[LibGuides](#) >

[Videos](#) >

[Web of Science Blog](#) >

[Web of Science news hub](#) >

[Researcher Recognition](#) >



# Customer Service - Available 24x5

[support.clarivate.com/ScientificandAcademicResearch](https://support.clarivate.com/ScientificandAcademicResearch)



**LIVE CHAT**

Click [here](#) to reach a WoS agent



**PHONE**

Dial +44 8003288044



**EMAIL or WEBFORM**

[WoSG.support@clarivate.com](mailto:WoSG.support@clarivate.com) or click [here](#) to send us a Webform



**KNOWLEDGE BASE**

Click [here](#) to visit our extensive Knowledge Base

Links to popular articles include: [Remote Access to WoS](#), [h-index Information](#)