


# Principalele noutăți ale Web of Science și InCites în 2022

Adriana FILIP - Solutions Consultant  
[adriana.filip@clarivate.com](mailto:adriana.filip@clarivate.com)

Decembrie 2022

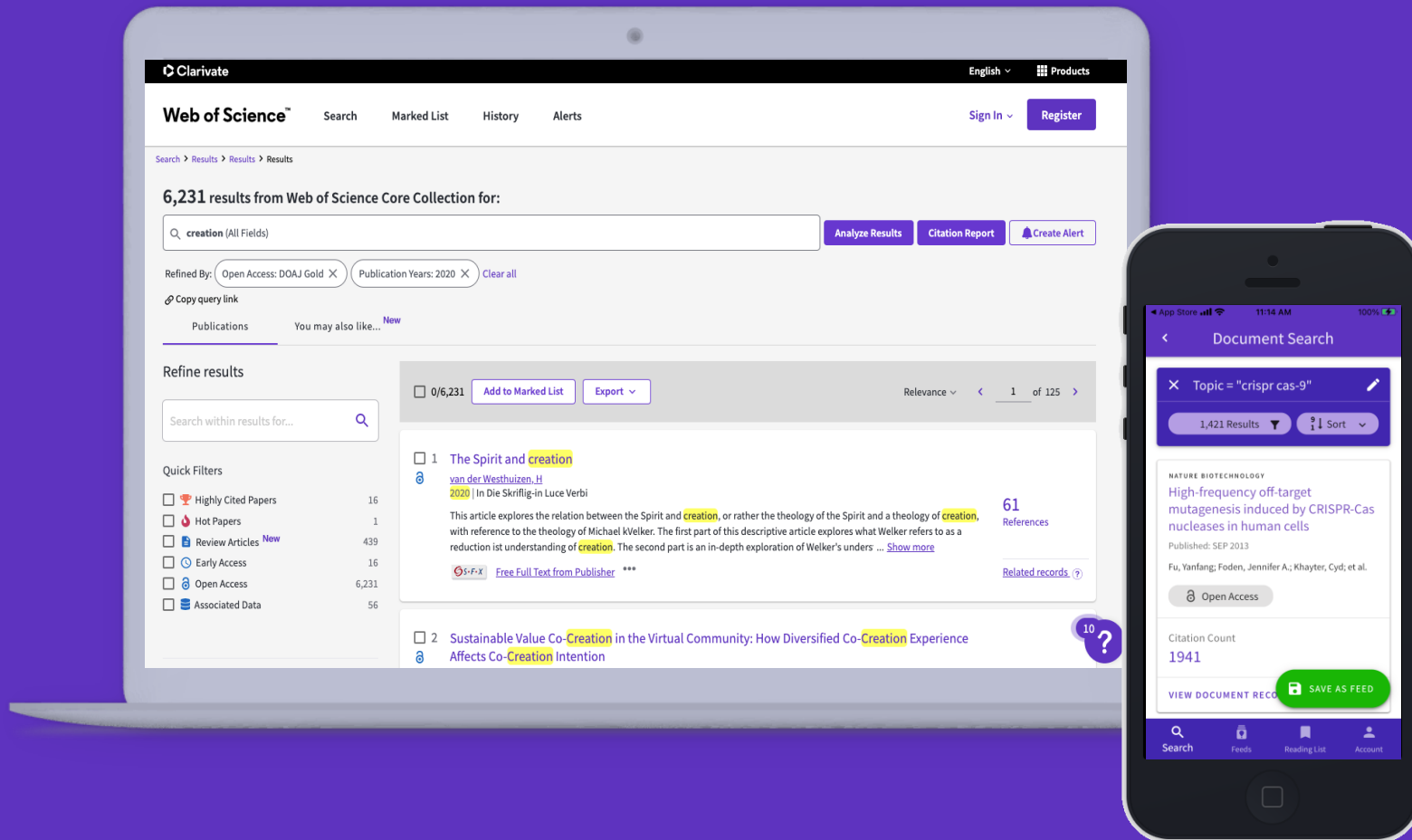
# Agenda



1. Web of Science
2. Journal Citation Reports
3. InCites Benchmarking & Analytics
4. APIs
5. Clarivate + ProQuest

# Web of Science

# Accelerate your research with the new Web of Science



Find what you need faster and conduct research more effectively with a streamlined, inclusive system that delivers trusted results.

# Accelerate your research with the new Web of Science

Find the information you need faster, wherever you're working



## Inclusive interface

We're aiming for WCAG 2.1 AA compliance to ensure accessibility for all



## Faster page loads

Save time with a system that's 3 times faster than classic Web of Science



## Improved design

Tooltips and walkthroughs help both new and veteran users



## Enhanced content

Gain a deeper understanding of citations and impact



## Mobile app

Access the world's leading research wherever you are



## Ongoing iteration

Enjoy more frequent enhancements, based on your feedback

# Web of Science Researcher Profiles

Simplify profile management

- ✓ Showcase publications, citation metrics, peer reviews, and journal editing work in one open, easy-to-maintain profile.
- ✓ Gain visibility with less effort by managing a profile offering comprehensive ORCID integration.
- ✓ Save time finding experts in any research area with new search and filter options.

The screenshot displays a researcher profile for Jennifer Villwock on the Clarivate Web of Science platform. The profile includes a profile picture, name, and affiliation (University of Kansas - Medical Center). It lists various identifiers, including ORCID, and provides a 'DASHBOARD' link. The 'Metrics' section shows 7 publications, 184 citations, and 170 citing articles. The 'Peer Review Metrics' section shows 31 verified reviews and 8 verified editor records. The 'Author Impact Beampoint Summary' section features a line graph showing the author's citation percentile (around 50) compared to the median citation percentile (around 50) from 1980 to 2019. The 'Author Position' section shows a bar chart with 82% for 'First', 14% for 'Last', and 64% for 'Corresponding'. The 'Author Network' section lists top co-authors: Gopal, Parul (5), Villwock, Mark B. (5), Deshales, Eric M. (4), Hamill, Chelsea S. (4), and Jones, Kristin A. (3). The 'Publications' section shows a list of 22 publications, with the first one being 'Beyond the USMLE: The STAR Algorithm for Initial Residency Applicant Screening and Interview Selection' (2008) with 2 citations.

## ALERTING OPTIONS

### Profile owner citation alerts

Monitor the influence of your papers with automated, weekly email alerts notifying you of new articles citing your work.

### Profile publication alerts COMING SOON

Stay current by following colleagues, collaborators, and researchers of interest and get notified when they publish new papers via monthly email alerts.

### Profile citation alerts COMING SOON

Keep track of developing connections in your network with weekly email alerts showing who cited the work of researchers you follow.

# Web of Science personalized homepage

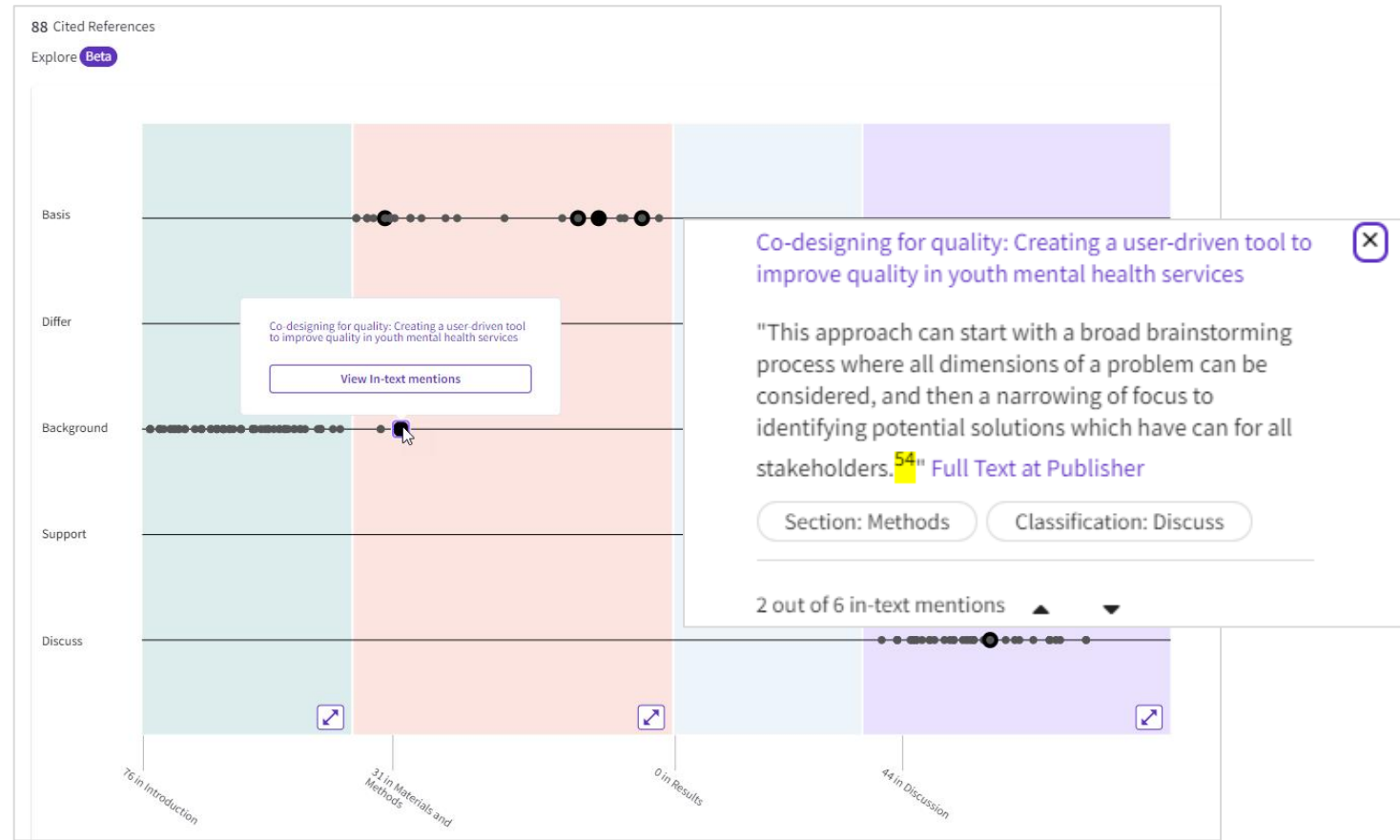
Pick up your research thread faster

The screenshot displays the Web of Science personalized homepage. At the top, there are tabs for 'DOCUMENTS' and 'RESEARCHERS'. Below these, a search bar is visible with the text 'Search in: Web of Science Core Collection' and 'Editions: All'. The search bar contains the text 'nitrogen' and has a 'Search' button. Below the search bar, there are options to '+ Add row' and '+ Add date range', and a link to 'Advanced Search'. The main content area is divided into several sections: a 'Welcome back, Nina!' section with a profile picture and a 'View my author profile' button; a 'Control what you see on your homepage and make jumping back into your research easier.' section with a 'Customize my homepage' button; a 'Recent searches' section showing a search for 'DIGESTIVE LIVER DISEASE PRIMARY CA' with a 'View results (156)' link; and an 'Alerts' section showing a recent alert for 'STAR: ultrafast universal RNA-seq aligner'.

- Jump back into your research with quick access to recent searches and alerts, a link to your researcher profile, and personalized article recommendations.

# Enhanced cited references

Gain a deeper understanding of how ideas are connected in the scholarly network



Easily locate additional research related to your item of interest, and quickly determine its relevance to your area of inquiry.



# Panoramic article view

The screenshot displays a panoramic article view interface. At the top, there are navigation options: "Full text at publisher", "Full Text Links", "Export", and "Add To Marked List". The main content is divided into several panels:

- BROAD TERMS** (From Zoological Record): View record in Zoological Record. BROAD TERMS: Genetics; Evolution.
- Descriptors Data** (From Zoological Record)
- Super Taxa** (From Zoological Record)
- Systematics** (From Zoological Record)
- MeSH Terms** (From MEDLINE®): View record in MEDLINE®.

Heading	Qualifier
Adaptation, Physiological	genetics
*Evolution, Molecular	
Gene Regulatory Networks	*genetics
Genetic Variation	genetics
*Genetics, Population	
- Major Concepts** (From BIOSIS Citation Index): View record in BIOSIS Citation Index. Major Concepts: Population Genetics(Population Studies); Molecular Genetics(Biochemistry and Molecular Biophysics); Models and Simulations(Computational Biology)

On the right side, there is a list of related papers with their titles and authors:

- Miao, CY; Yang, JL; Schnable, JC; Optimising the identification of causal variants across varying genetic architectures in crops PLANT BIOTECHNOLOGY JOURNAL
- Albertson, RC; Streebman, JT; Kocher, TD; Directional selection has shaped the oral jaws of Lake Malawi cichlid fishes PROCEEDINGS OF THE NATIONAL ACADEMY OF SCIENCES OF THE UNITED STATES OF AMERICA
- Storz, JF; Bridgham, JT; Garland, T; et al. Genetic approaches in comparative and evolutionary physiology AMERICAN JOURNAL OF PHYSIOLOGY-REGULATORY INTEGRATIVE AND COMPARATIVE PHYSIOLOGY
- CHEETHAM, AH; JACKSON, JBC; HAYEK, LAC; QUANTITATIVE GENETICS OF BRYOZOAN PHENOTYPIC EVOLUTION. I. RATE TESTS FOR RANDOM CHANGE VERSUS SELECTION IN DIFFERENTIATION OF LIVING SPECIES EVOLUTION
- Du, QZ; Lu, WJ; Zhang, DQ; et al. Genome-Wide Association Studies to Improve Wood Properties: Challenges and Prospects FRONTIERS IN PLANT SCIENCE

Below this list is a section titled "Most Recently Cited by" with the following entries:

- Brettner, L; Ho, WC; Geiler-Samerotte, K; et al. Challenges and potential solutions for studying the genetic and phenotypic architecture of adaptation in microbes CURRENT OPINION IN GENETICS & DEVELOPMENT
- De Kort, H; Tolvalinen, T; Honnay, O; et al. Signatures of polygenic adaptation align with genome-wide methylation patterns in wild strawberry plants NEW PHYTOLOGIST

- Identify a paper's contribution to several fields from a single article record view.
- Find related papers faster with one-click searches on specialized indexing terms.

# Citation Topics

Save time finding relevant papers

and matrix elements, with a number of operations that scales linearly with the size of the system. We use a modified energy functional, whose minimization produces orthogonal wavefunctions and the same energy and density as the Kohn-Sham energy functional, without the need for an explicit orthogonalization. Additionally, using localized Wannier-like electron wavefunctions allows the computation time and memory required to minimize the energy to also scale linearly with the size of the system. Forces and stresses are also calculated efficiently and accurately, thus allowing structural relaxation and molecular dynamics simulations.

## Keywords

**Keywords Plus:** FOCK WAVE-FUNCTION; ELECTRONIC-STRUCTURE; MOLECULAR-DYNAMICS; BERRY-PHASE; MACROSCOPIC POLARIZATION; HANKEL TRANSFORM; LOCAL-DENSITY; BASIS-SETS; PSEUDOPOTENTIALS; ENERGY

## Author Information

**Corresponding Address:** Soler, JM (corresponding author)

▼ Univ Autonoma Madrid, Dept Fis Mat Condensada, 100-3, E-28049 Madrid, Spain

### Addresses:

▼ Univ Autonoma Madrid, Dept Fis Mat Condensada, E-28049 Madrid, Spain

▼ Univ Cambridge, Dept Earth Sci, Cambridge CB2 3EQ, England

▼ Univ London Imperial Coll Sci Technol & Med, Dept Chem, London SW7 2AY, England

▼ Univ Basque Country, Dept Fis Mat Condensada, E-48080 Bilbao, Spain

▼ Univ Liege, Inst Phys, B-4000 Sart Tilman Par Liege, Belgium

[...more addresses](#)

## Categories/Classification

**Research Areas:** Physics

**Citation Topics:** [2 Chemistry](#) > [2.76 2D Materials](#) > [2.76.39 Graphene](#)

Subject Classification codes *From Inspec®* ▼

CODEN *From Inspec®* ▼

Controlled Terms *From Inspec®* ▼

Uncontrolled Terms *From Inspec®* ▼

- Save time finding the right papers with granular Citation Topics—article-level classifications.
- Enhance your understanding of institutional or regional research output with an analysis of Citation Topics in a portfolio.

# Grant award data integration

## Web of Science Core Collection

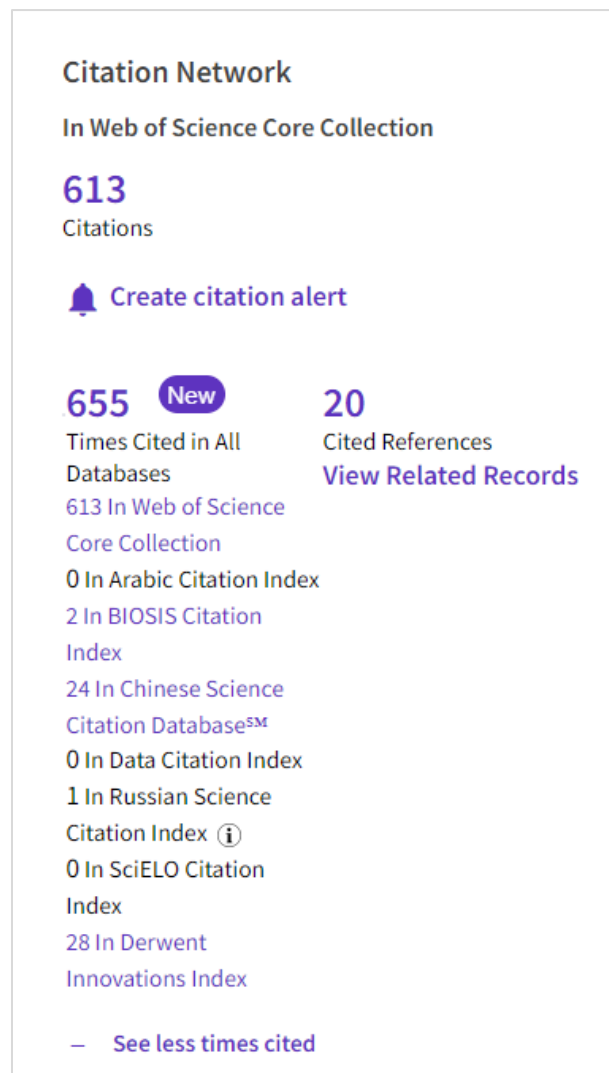
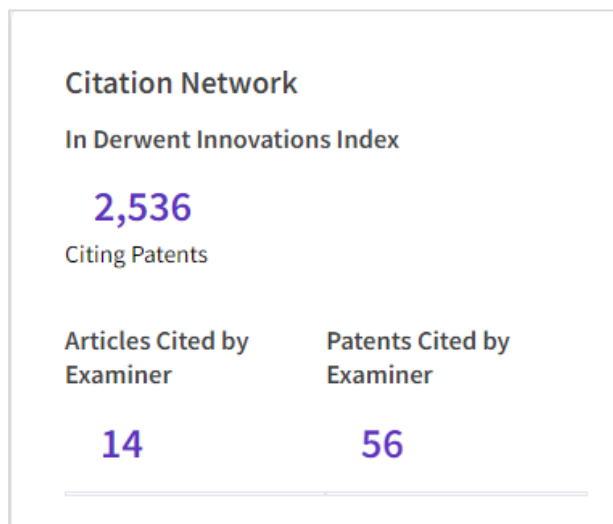
### Funding Details

Funding agency	Grant number	<a href="#">Hide All Details</a>
Exxon Valdez Oil Spill Trustee Council	070836	<a href="#">HIDE DETAILS</a>

**Funding Data Source:** Fed Reporter  
**Appeared in source as:** NSFC  
**Total Award Amount:** \$189,862 USD  
**Grant Type:** Standard Grant  
**Project Title:** SHF:Small: Collaborative Research: Rectification of Arithmetic Circuits with Craig Interpolants in Algebraic Geometry  
**Program:** Software & Hardware Foundation  
**Start Date:** 06-15-2019  
**End Date:** 05 - 31 - 2022  
**Grant Duration:** 2 years 11 months 22 days  
**Co-Principle Investigator:** Andrews, Sarah J.  
**Unique ID:**  
**Email:**  
**Suborganizations:** Direct For Computer & Info Scie & Enginr, Division of Computing and Communication Foundations  
**Grant Summary:** Arithmetic circuits are a critical component of computer, communication and cyber-security systems. Such circuits have to be designed for efficiency in terms of power consumption, high performance

- Quickly demonstrate your return on investment (ROI) to funders
- Gain visibility into the global research funding landscape to inform your strategic planning
- Benchmark your institution's funding against peer institutions

# Improved patent-article citation links



- 
- Uncover the real-world outcomes of your research with 50% more patent-article citation links in Derwent Innovations Index and new citation links in Web of Science Core Collection.

# Quickly find data to inform collections management

Improved capabilities support institutional analyses

Search in: Web of Science Core Collection Editions: All

DOCUMENTS AUTHORS CITED REFERENCES STRUCTURE

Affiliation harv

- Harvard Medical School
- Harvard Pilgrim Health Care
- Harvard School of Dental Medicine
- Harvard T.H. Chan School of Public Health
- Harvard University

+ Add row + Add date range

Search in: Web of Science Core Collection Editions: All

DOCUMENTS AUTHORS CITED REFERENCES STRUCTURE

Publisher wild

- Wiley
- Wiley-Hindawi
- Wide Dreams Projectos Multimedia Lda
- Wild Bird Soc Japan
- WILD BIRD SOCIETY JAPAN

+ Add row + Add date range

Affiliations

- CHINESE ACADEMY OF SCIENCES 5,829
- UNITED STATES DEPARTMENT OF ENER... 2,779
- INDIAN INSTITUTE OF TECHNOLOGY SY... 2,627
- UNIVERSITY OF CALIFORNIA SYSTEM 2,305
- CENTRE NATIONAL DE LA RECHERCHE ... 1,991

See all

Publication Titles

Publishers **New**

- Elsevier 32,679
- IEEE 19,844
- Wiley 7,887
- Springer Nature 6,374
- Royal Soc Chemistry 6,339

See all


6 Floating Solar Cell Power Generation, Power Flow Design and its Connection and Distribution  
Hui, SF; Ho, HF; (...); Cheng, KWE  
7th International Conference on Power Electronics Systems and Applications - Smart Mobility, Power Transfer and Security (PESA)  
2017 | 2017 7TH INTERNATIONAL CONFERENCE ON POWER ELECTRONICS SYSTEMS AND APPLICATIONS - SMART MOBILITY, POWER TRANSFER & SECURITY (PESA)  
Solar power installed in sea water has advantages as compared to installed on lands such as good and unshaded solar source by buildings or plants, better cooling, good utilization of surface than lands, but it also suffers from other scenario such as the sea water corrosion, wave and tidal disturbance. The present paper is to discuss the project for the se ... [Show more](#)  
6 Citations  
6 References  
[Related records](#)

7 Algorithmic Realization of Short-term Solar Power Plant Output Forecasting  
Snegirev, DA; Eroshenko, SA; (...); Khalyasmaa, AI  
2nd IEEE International Conference on Control in Technical Systems (CTS)  
2017 | 2017 IEEE II INTERNATIONAL CONFERENCE ON CONTROL IN TECHNICAL SYSTEMS (CTS) , pp.228-231  
The rapid growth of solar power plants, integrated into United Power System of Russia (UPS), keeps stable over the last several years. The high percentage of solar power plants in the power system inevitably leads to significant increase of power generation output uncertainty, affecting the high-voltage power network. The reserve capacities, whi ... [Show more](#)  
8 Citations  
12 References  
[Related records](#)

- Easily find the data you need to make the right collections management decisions.
- Save time analyzing your institution's publications.

# Improved search capabilities

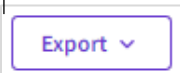
Find the information you need faster

 Copy query link

Quickly share your searches with others.


 Review Articles **New**  
 Early Access

Save time finding information with quick filters.

 Export

Export up to 1000 records at a time— twice as many than was possible previously.

Save time editing your search from the results page.

 Relevance

Default relevance sort helps new users find results faster.



Find relevant results quickly and easily with article recommendations, tool tips, and guided tours.

# Integrated discovery support

Accelerate your research

The screenshot displays a search results page for 'solar power' with 117,223 results. The interface includes a search bar, navigation tabs for 'Publications' and 'You may also like...', and a 'Refine results' section. On the left, there are 'Quick Filters' for Highly Cited Papers, Hot Papers, Review Articles, Early Access, Open Access, and Associated Data. Below that are 'Publication Years' (2018-2022) and 'Document Types' (Articles, Proceedings Papers, Review Articles, Book Chapters). The main results list includes:

- Item 1: A detector system with five facets (front, rear, left, right, horizontal photo sensors).
- Item 2: 'Photovoltaic Power Plants in the Electricity System' by Novotny, J and Matousek, A (2010).
- Item 3: 'Review of Solar Thermal Power Generation Technology' by Cheng, X (2017).

On the right, there is a 'Resources & updates' sidebar with categories: Product updates (11), Guided tours, Training (2), News & events (3), and Help & contact us. A '16 ?' icon is visible at the bottom right of the sidebar.

Find relevant results quickly and easily with article recommendations, tool tips, and guided tours—whether you’re using the system for the first time or have years of experience.

# Preprint Citation Index

**Preprint Citation Index** is a new database on the Web of Science platform linking preprints from several repositories and disciplines to the trusted Web of Science ecosystem. The Preprint Citation Index currently covers the following repositories:

- **arXiv:** physics, mathematics, computer science, quantitative biology, quantitative finance, statistics, electrical engineering and systems science, and economics
- **bioRxiv:** biology
- **medRxiv:** medical, clinical, and related health sciences
- **chemRxiv:** chemistry and related fields
- **preprints.org:** multidisciplinary spanning science, social sciences, and arts & humanities

**2.5M**  
records at  
launch

**480K**  
records from  
2021 onward

**5**  
repositories at  
launch

**1.95M**  
backfile records  
for discovery

**20+**  
repositories to  
be added

**1991**  
backfile depth  
from arXiv



# Preprint Citation Index

- Quickly locate the latest breakthroughs on your topic and automatically monitor new developments.
- Assess preprint quality with the help of enhanced author information and an understanding of its place in the scholarly ecosystem.
- Trace the evolution of an idea from early findings through to published research.

0/8,478 [Add To Marked List](#) [Export](#) Sort by: Relevance < 1 of 170 >

**PREPRINT**

1 **Ivermectin for Treatment of Mild-to-Moderate COVID-19 in the Outpatient Setting: A Decentralized, Placebo-controlled, Randomized, Platform Clinical Trial**

[S. Naggie](#)  
Jun 12 2022 | medRxiv | Total Versions: 1 16 References

BackgroundThe effectiveness of ivermectin to shorten symptom duration or prevent hospitalization among outpatients in the United States with mild-to-moderate symptomatic coronavirus disease 2019 (COVID-19) is unknown. ObjectiveWe evaluated the efficacy of ivermectin 200 [micro]g/kg daily for: ... [Show more](#)

[View Full Text At Repository](#) ... [Related records](#)

---

**PREPRINT**

2 **A Legionella toxin mimics tRNA and glycosylates the translation machinery to trigger a ribotoxic stress response.**

[A. Subramanian; D. L. Swaney; \(...\); N. J. Krogan](#)  
Jun 11 2022 | bioRxiv | Total Versions: 2 114 References

Pathogens often secrete proteins or nucleic acids that mimic the structure and/or function of molecules expressed in their hosts. Molecular mimicry empowers pathogens to subvert critical host processes and establish infection. We report that the intracellular bacterium Legionella pneumophila secretes ... [Show more](#)

[View Full Text At Repository](#) ... [Related records](#)

# Web of Science Starter API



## Students and Researchers

Use this API to keep track of the times-cited count of your papers and links to the Web of Science. You may also look for native integrations of 3rd party tools.



## Publishers and editors

Keep track of times-cited counts of journal articles and link to the Web of Science or link the Journals to the Journal Citation Reports from your systems.



## Librarians

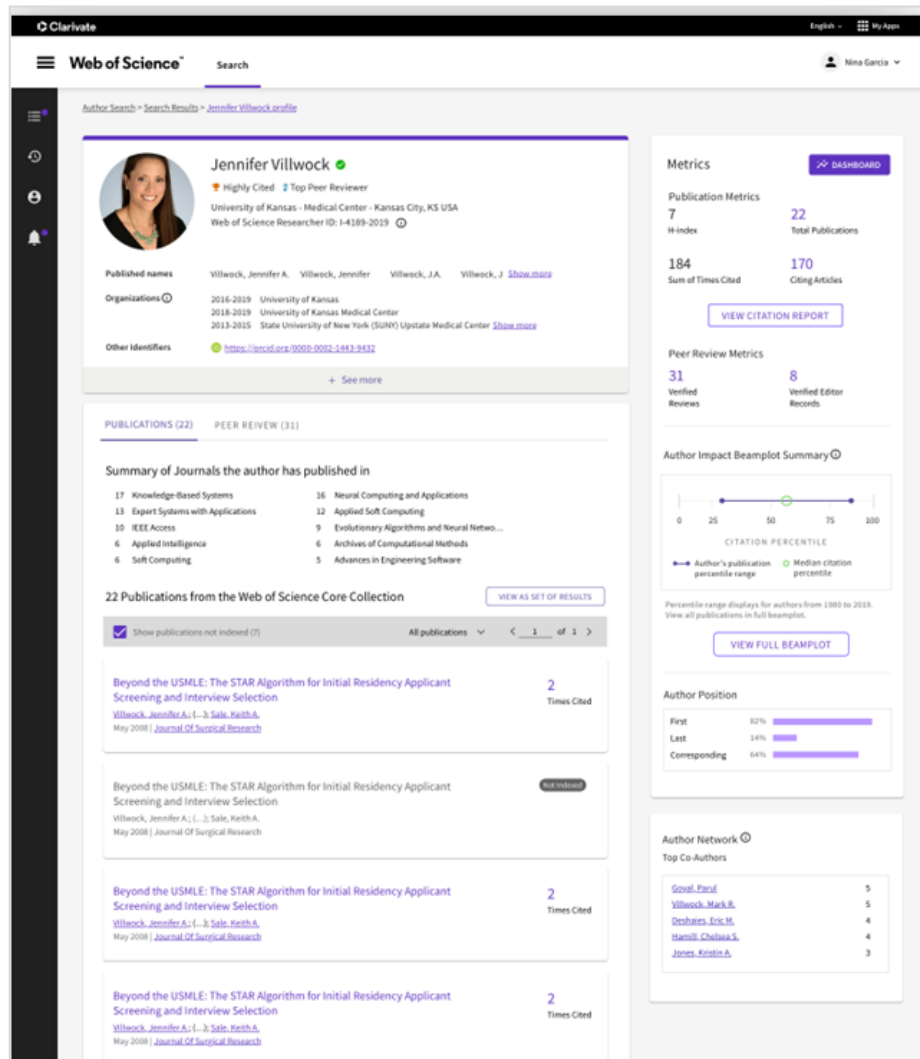
Understand which journals are the most important to your institution's and researchers' success.



## Research managers & information analysts

Track basic bibliometric metadata and citations to support strategy and funding decisions, as well as highlight your institution's impact on the research community.

# Researcher API



Populate your systems with researcher activities and indicators to support internal assessments or to showcase your expertise to external partners and collaborators.

1st phase – researcher data:

- Query researchers by name, topic, institution, RID/ORCID
- Retrieve:
  - WOS documents
  - Affiliation
  - Times Cited
  - Documents Cited
  - H-index

Further enhancements plans:

- Retrieve researcher metrics from InCites
- Curate researcher profiles

# Journal Citation Reports

# JCR content expansion in the 2021 release

See a broader picture of journal performance

Journal Citation Reports

Browse journals Browse categories

amy.braden@clarivate.com

20,932 journals

Type journal name, ISSN, eISSN, category or a keyword

Export

Indicators: Default Customize

Citation Indexes JCR Year-2020

	2020 JIF	JIF Quartile	2020 JCI	% of OA Gold
	508.702	Q1	77.64	8.75 %
	94.444	Q1	7.01	1.40 %
		Q1	26.14	0.00 %
		Q1	10.86	0.00 %
		Q1	20.05	22.81 %
		Q1	7.72	4.38 %
		Q1	4.06	1.91 %
		Q1	8.15	0.32 %

**Filter**

- Journals (26,674)
- Categories (254)
- Publishers (8,110)
- Country / region (118)
- Citation Indexes
- JCR Year
- Open Access

**Citation Index**

Filter on specific editions of the Web of Science Core Collection. By default, all are selected.

- ✓ Science Citation Index Expanded (SCIE)
- ✓ Social Science Citation Index (SSCI)
- ✓ Arts & Humanities Citation Index (AHCI)
- ✓ Emerging Sources Citation Index (ESCI)

Assess journals in over 250 categories—including the arts and humanities.

# 72%

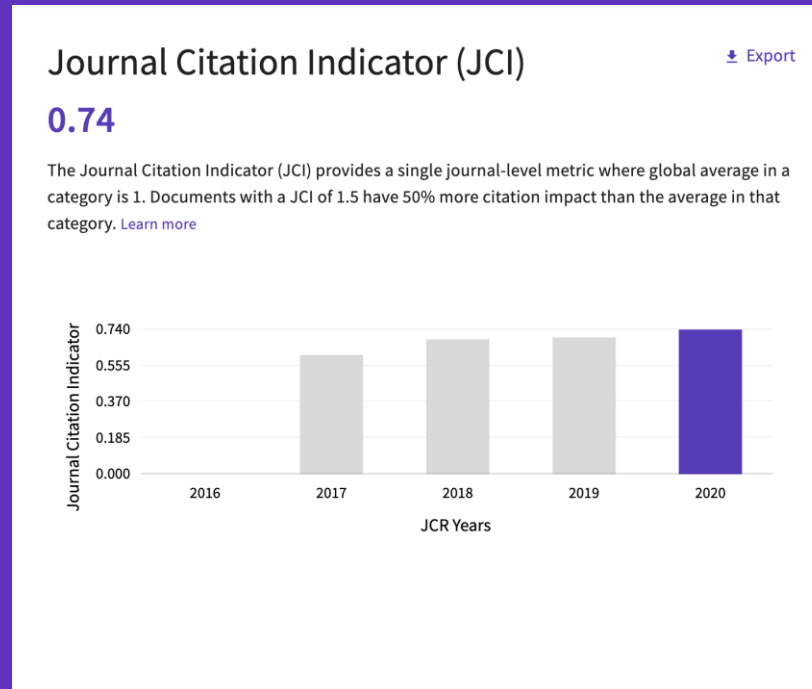
more journals were introduced in the 2021 JCR release (2020 data).

# Journal Citation Indicator

Conduct cross-disciplinary comparisons

## Assess journal performance with additional context


Introduced in 2021, the Journal Citation Indicator harnesses another Clarivate measure: Category Normalized Citation Impact (CNCI), a metric found in InCites. The value of the Journal Citation Indicator is the mean CNCI for all articles and reviews published in a journal in the preceding three years.










- Help your researchers draw better informed conclusions about journal impact.

# New ways to browse JCR data


Browse by Publishers, Categories, and Countries/Regions







Categories by Group   
[See all 254 Categories](#)

Sort by: Alphabetical 

	NUMBER OF CATEGORIES	NUMBER OF JOURNALS	NUMBER OF CITABLE ITEMS	
 Agricultural Sciences	7	419	55,284	
 Arts & Humanities, Interdisciplinary	8	960	33,885	
 Biology & Biochemistry	34	3,892	707,810	

5,356 publishers

Journal name/abbreviation, ISSN/eISSN, category, publisher 

Publisher name 	Number of journals in 2020 	InCites Analysis
Springer Nature (Unified)	2,262	<a href="#">Publisher report</a> 
Elsevier (Unified)	2,029	<a href="#">Publisher report</a> 
Taylor & Francis (Unified)	2,023	<a href="#">Publisher report</a> 
Wiley (Unified)	1,465	<a href="#">Publisher report</a> 

- Identify a set of related categories using broad Groups and view aggregate metrics for each category.
- Conduct a deeper analysis of a publisher's or region's portfolio with quick links to InCites reports.

# Journals API

Enrich your internal systems with trusted journal metrics & metadata



For more information, check out the [Journals API documentation](#) on our [Developer Portal](#).

---

Support bibliometric analysis at your organization.

Gain programmatic access to:

- High quality metadata for all Web of Science Core Collection journals.
- Metrics including the Journal Impact Factor and Journal Citation Indicator.



# Changes for the 2023 JCR release

Starting from the 2023 JCR release, Journal Impact Factors will be expanded to all Web of Science Core Collection journals, including arts and humanities



Almost **9,000 journals** from more than 3,000 publishers will have a JIF for the first time.



At minimum, there will be a **5% increase** in journals from the Global South<sup>1</sup> that have a JIF.



There will be an **8% increase** in gold open access journals that have a JIF.

<sup>1</sup>According to the United Nations definition: [http://www.fc-ssc.org/en/partnership\\_program/south\\_south\\_countries](http://www.fc-ssc.org/en/partnership_program/south_south_countries)

# InCites Benchmarking & Analytics

# Drive research excellence with InCites Benchmarking & Analytics



## Revamped interface

Assess and report more easily with fewer clicks



## New collaborations filters

Easily evaluate domestic and intramural collaborations



## More flexible analysis

Define top performance at the threshold most meaningful to you



## Citation topics

Identify the specific topics that drive research excellence



## Enhanced visualizations

Explore InCites data more easily using interactive graphics

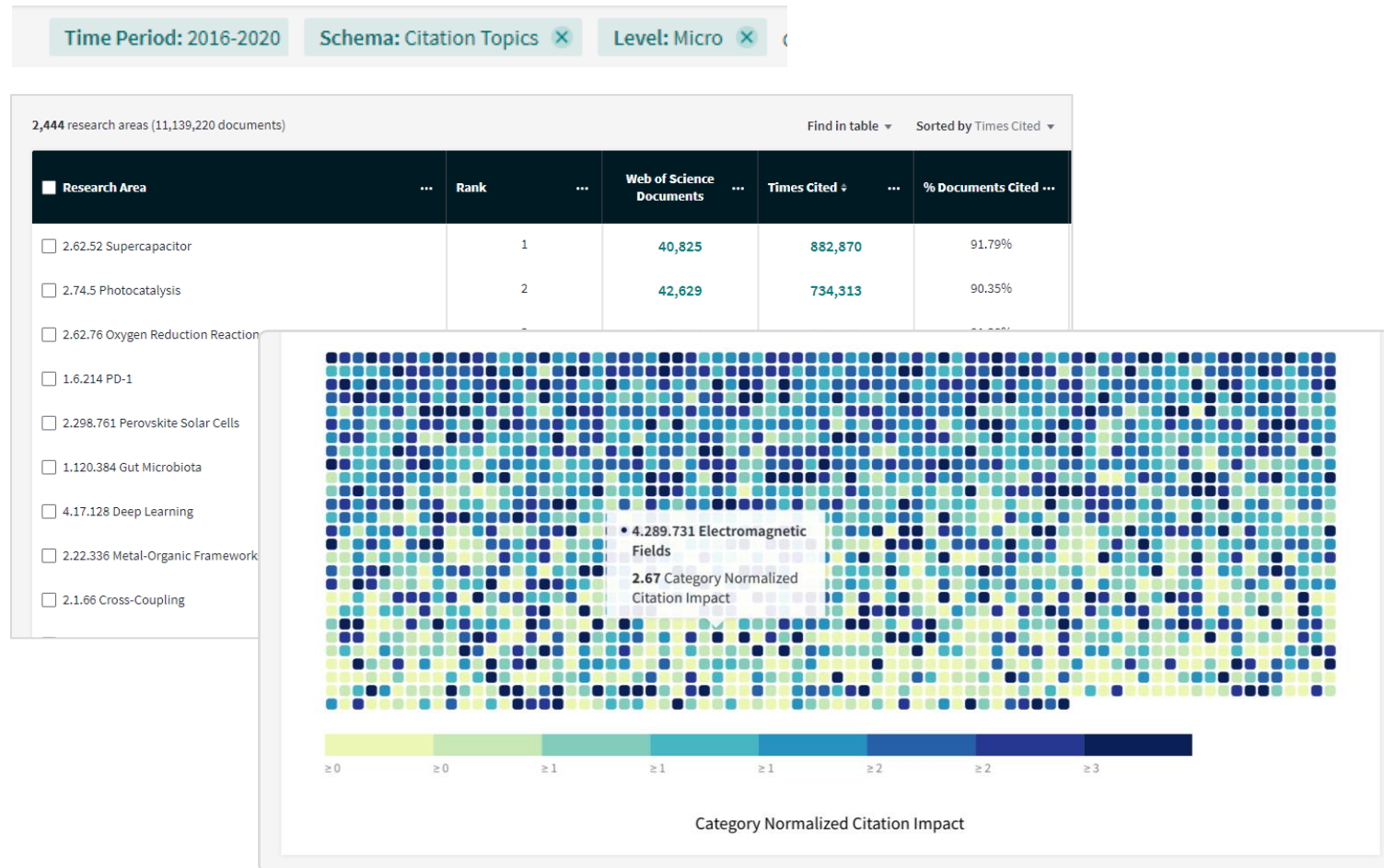


## Publisher report

Make better informed collections management decisions

# Citation Topics


Identify the topics that drive research excellence



Quickly understand which specific lines of inquiry are driving the strengths within your organization's research portfolio— or your peers' strengths.

# 2022 Citation Topics reclustering

Evolving to reflect the current state of research




## Adjusting incrementally

Continue previous analyses while identifying shifts in a discipline.

Annual reclustering maintains the Citation Topics structure while allowing for the introduction of new fields and movement between topics.

New papers are added to existing topics on a monthly basis.



## Maintaining stability

Utilize a highly consistent classification schema.

Only 2% of papers changed Macro topics. While some topics shrunk and others grew, fewer than 9% of papers changed topics at the Micro level.



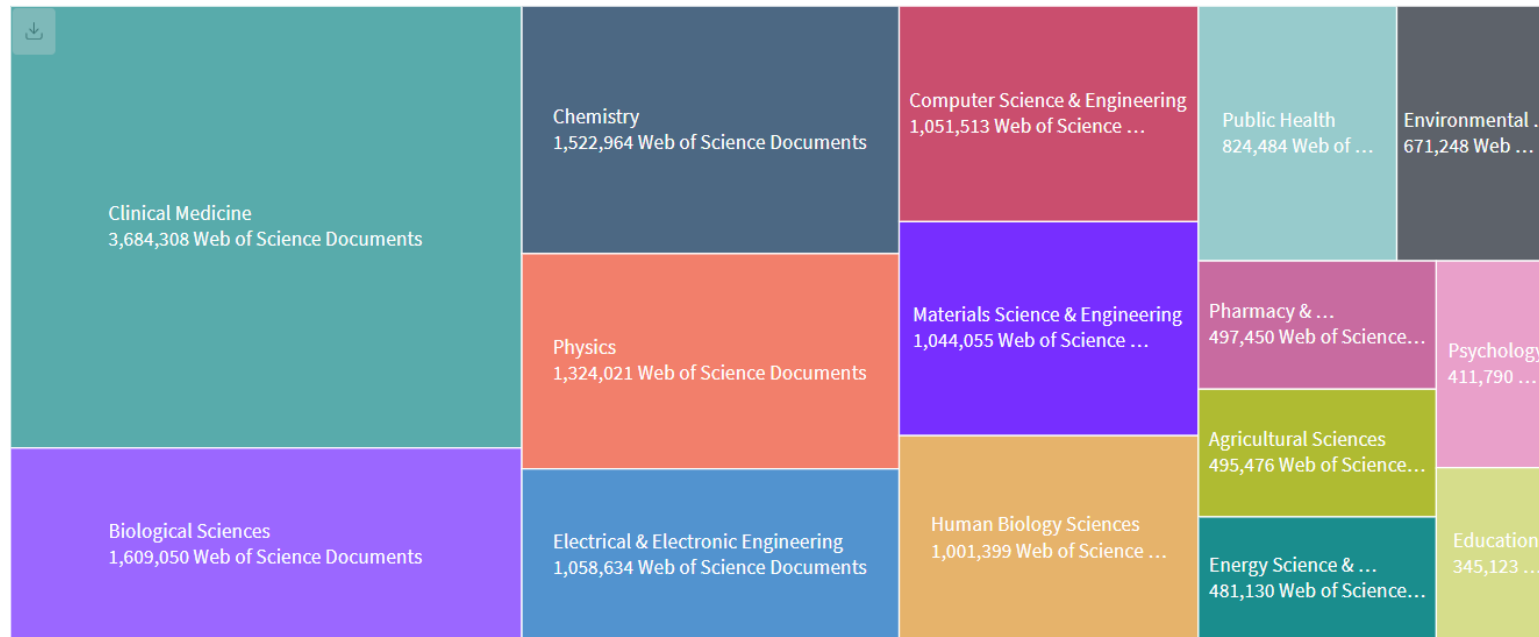
## Adding new topics

Modify your map of research as the landscape changes.

Reclustering added 14 new Micro topics to the schema.

# Shanghai GRAS schema

Monitor international ranking performance

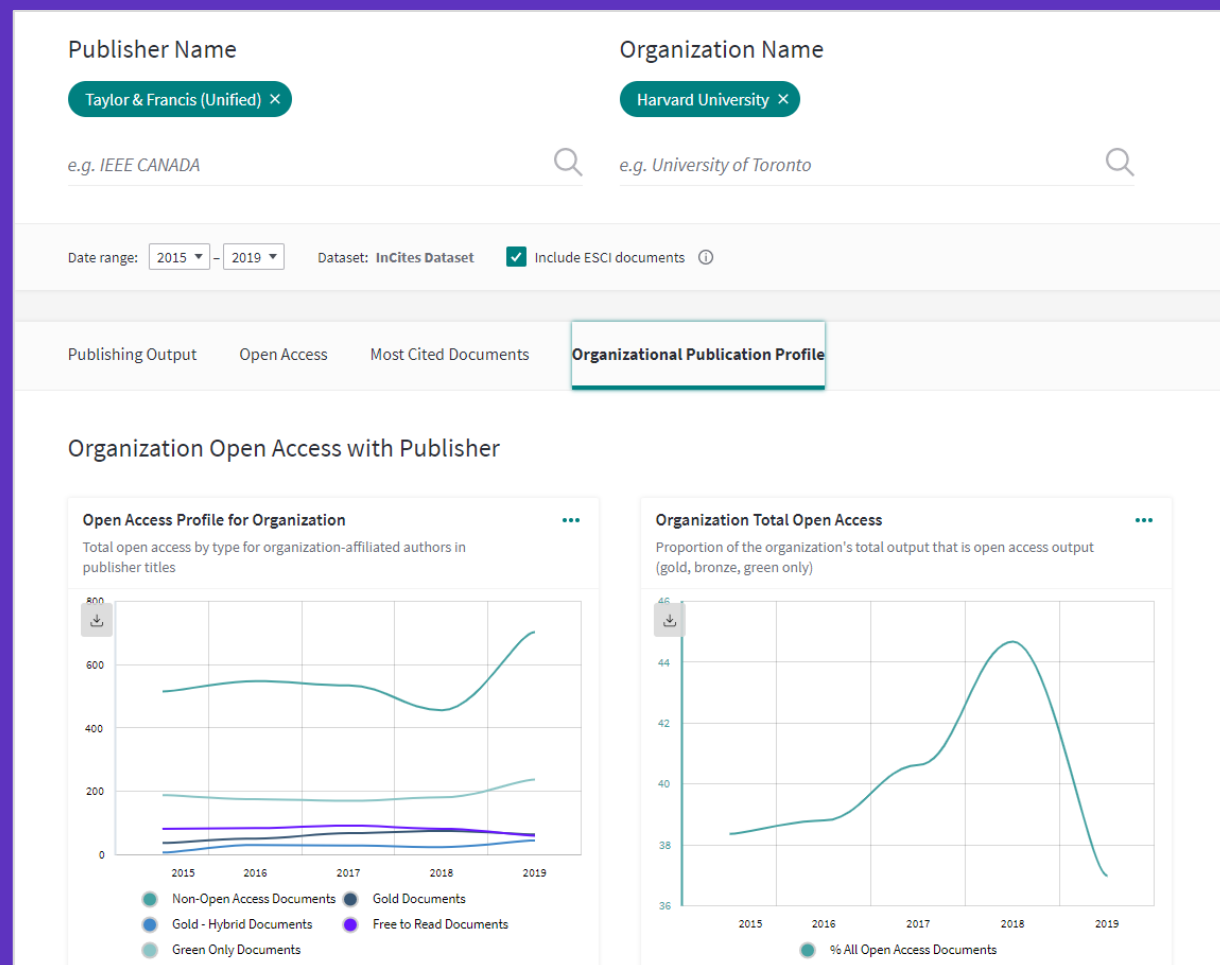


Box size indicates Web of Science Documents ⓘ

Support strategic ranking goals by comparing the research performance of institutions, regions, and individuals in the same subjects used for ShanghaiRanking's Global Ranking of Academic Subjects (GRAS).

# Publisher report

Make better informed collections management decisions



Quickly and easily determine your organization's contribution to a publisher's portfolio across multiple dimensions.

# New collaborations filters and indicators

Gain a deeper understanding of your collaborations

The screenshot displays a dashboard interface for analyzing research collaborations. At the top, there are tabs for 'TABLE' and 'VISUAL'. A search bar at the top right contains the text 'Find in table' and 'Sorted by Organization Name'. Below the search bar, there are two main panels. The left panel is a filter menu titled 'Domestic/International Collaboration' with a dropdown menu showing 'All', 'Domestic', 'International', and 'None'. The right panel is an indicator selection menu titled 'Search indicators' with a search bar and a list of indicators: 'Industry Collaborations', 'Domestic Collaborations', '% Domestic Collaborations', 'Organization only Collaborations', and '% Organization only Collaborations'. Below these indicators is a 'REPUTATION' section. At the bottom of the filter and indicator panels are 'Cancel' and 'Apply' buttons. The main table in the center shows a list of organizations with columns for 'Organization Name', 'Web of Science Documents', 'Rank', 'International Collaborations', and '% International Collaborations'. The table is sorted by rank, with Yale University at the top and University of Pennsylvania at the bottom.

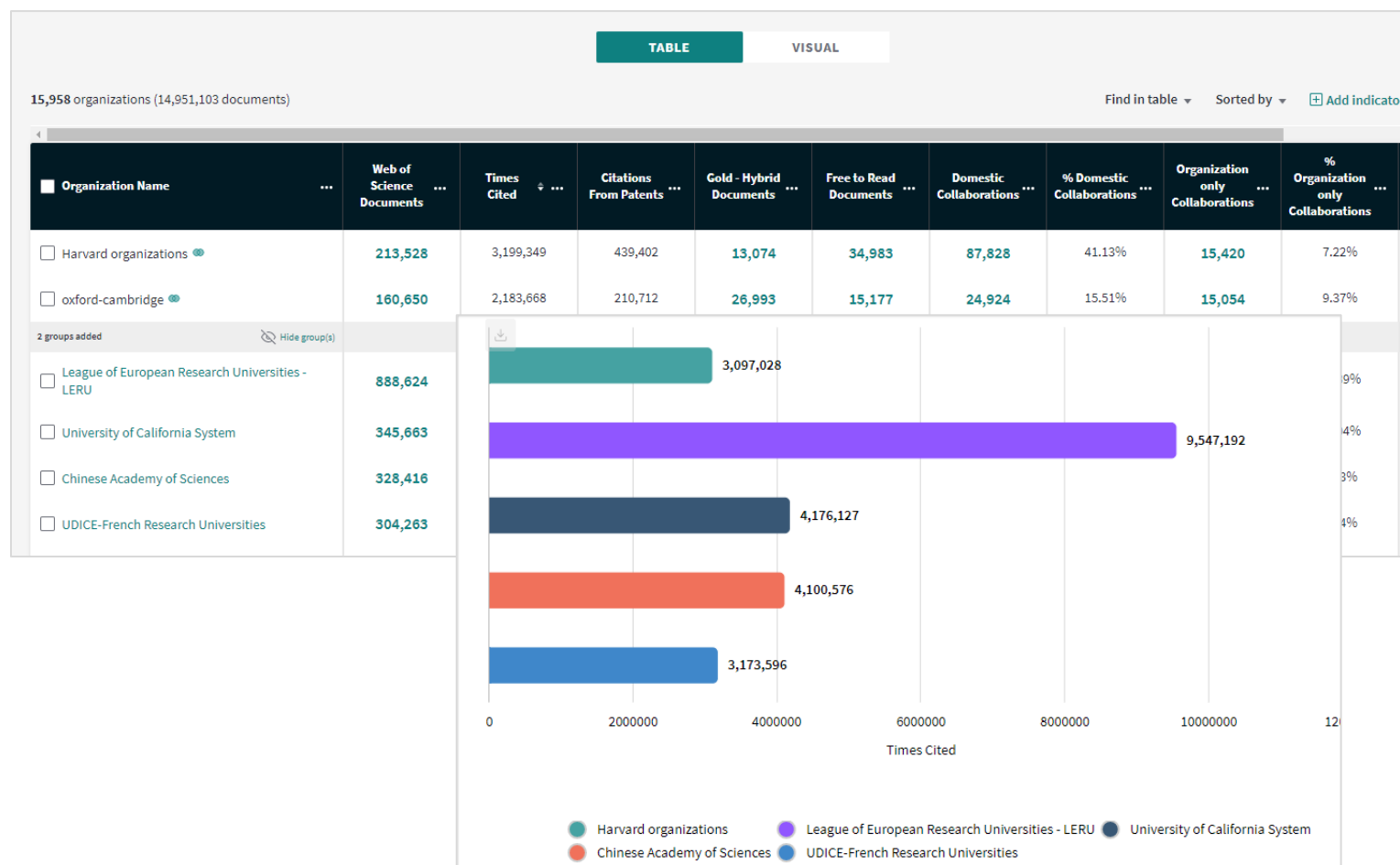
Organization Name	Web of Science Documents	Rank	International Collaborations	% International Collaborations
Yale University	61,021	1	23,294	38.17%
Washington University (WUSTL)	43,004	2	13,331	31%
Vanderbilt University	40,175	3	12,229	30.44%
University of Wisconsin Madison	51,262	4	16,906	32.98%
University of Washington Seattle	73,937	5	27,807	37.61%
University of Virginia	29,821	6	9,339	31.32%
University of Utah	37,148	7	11,001	29.61%
University of Toronto	113,050	8	59,240	52.4%
University of Texas Austin	39,648	9	14,587	36.79%
University of Southern California	41,505	10	14,471	34.87%
University of Rochester	22,930	11	8,287	36.14%
University of Pittsburgh	58,326	12	19,173	32.87%
University of Pennsylvania	79,917	13	25,804	32.29%

Easily assess the performance of your domestic and intramural collaborations to better understand areas of strength in your research portfolio.



# New Groups feature

Conduct highly customized comparisons



- Analyze uniquely defined sets of papers by creating your own groups of researchers, organizations, locations, and more.
- Quickly explore how adding researchers would affect the impact of a team or research unit.

# Citations from patents indicator

Highlight your contribution to the innovation process

Research Area	Web of Science Documents	Times Cited	Citations From Patents	Category Normalized Citation Impact
<input type="checkbox"/> 03 Good Health and Well-being	15,491	304,531	30,363	1.85
<input type="checkbox"/> 07 Affordable and Clean Energy	291	9,320	1,715	1.48
<input type="checkbox"/> 13 Climate Action	947	21,577	1,346	1.65
<input type="checkbox"/> 05 Gender Equality	4,979	67,777	960	1.73
<input type="checkbox"/> 06 Clean Water and Sanitation	382	6,596	395	1.32
<input type="checkbox"/> 11 Sustainable Cities and Communities	879	15,922	382	1.46
<input type="checkbox"/> 14 Life Below Water	882	16,385	13	1.67
<input type="checkbox"/> 01 No Poverty	294	3,716	0	1.67
<input type="checkbox"/> 02 Zero Hunger	450	6,029	0	1.5

- Demonstrate the influence of your organization's work on commercialized research.
- Identify the fields in which your research contributes significantly to real world outcomes.

# More flexible analysis

Find answers faster using a system that works with you



## Top % Documents filter

Define top performance at the threshold most meaningful to you—whether you want to see the top 3%, 13% or 33% of documents based on citation percentile.



## Paste multiple identifiers

Save time creating reports on specific individuals and teams with the ability to copy and paste multiple ResearcherID or ORCID identifiers into Unique ID search.



## Store and share datasets

Create and work with more than twice as many custom datasets per user than was previously possible in the system and share datasets with your colleagues.

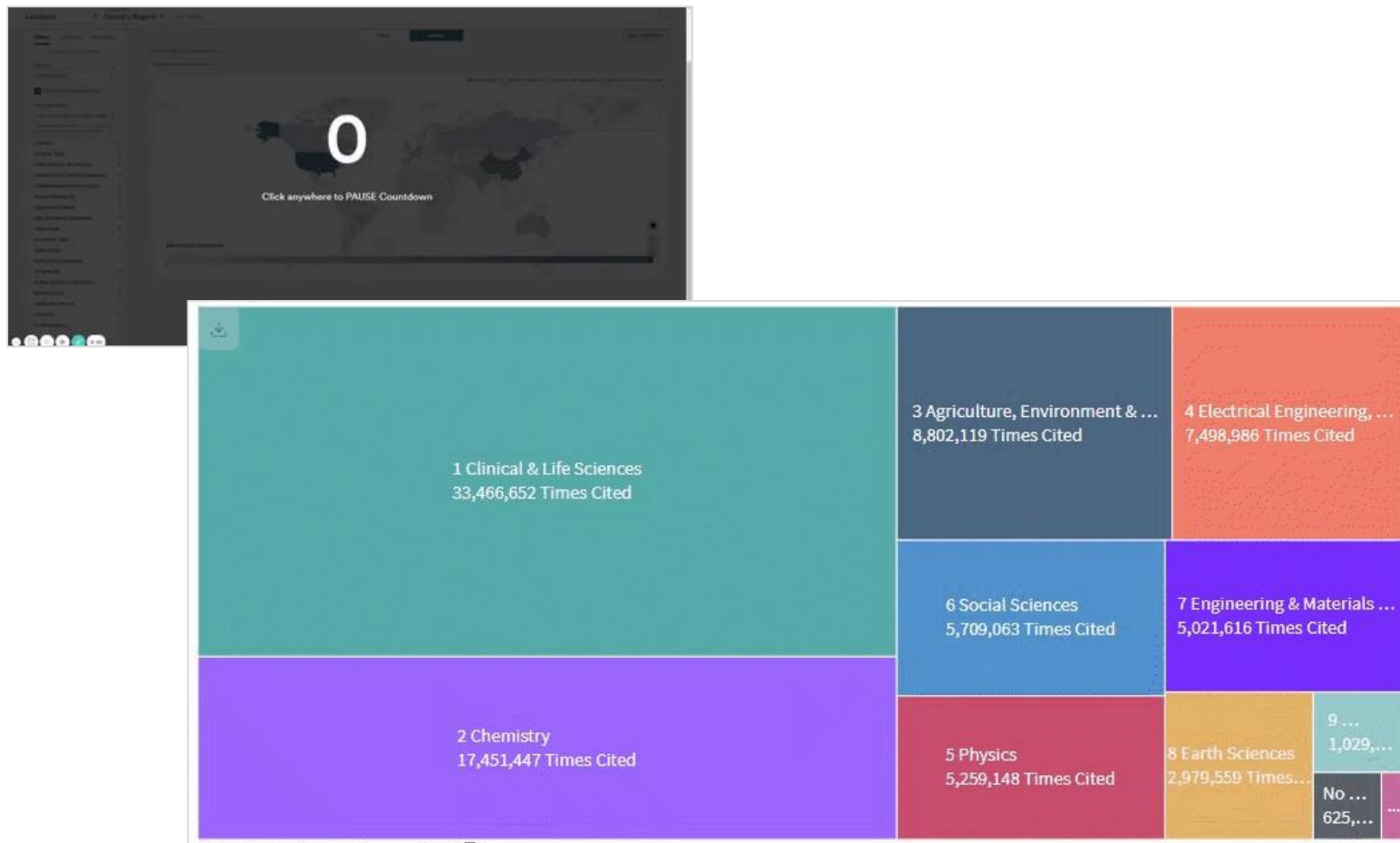


## Self citation indicators

Evaluate self-citation impact with new indicators for WoS Author Record analyses: Times Cited without Self-Citations and H-Index without Self-Citations.

# Enhanced visualizations

Explore InCites data more easily



- Quickly understand a country or region's output by zooming in on the geographic map.
- Easily explore the different citation topics in your area of interest with the tree map.

# APIs

# Enrich your business intelligence systems with trusted data

Overview of enhancements to Web of Science APIs



## New Journals API

Gain programmatic access to trusted metadata for all Web of Science Core Collection journals, and metrics including the Journal Impact Factor and Journal Citation Indicator.



## New Starter API

Integrate basic Web of Science metadata into your systems more easily with the freely available Web of Science Starter API.



## New Researcher API

Provides researcher-level metadata from Web of Science Researcher Profiles and metrics.



## New download application

Easily export data from the Web of Science Expanded API to Excel using a new desktop application designed for users with no coding experience.

# Web of Science Excel Converter

Easily export the data you need

The image shows the Web of Science API Exporter interface on the left and the resulting Excel spreadsheet on the right. The interface includes sections for API Tokens, Query Settings, InCites Query Settings, File Formats, and Export Settings. A progress bar at the bottom indicates 'Generation finished' at 100%. The Excel spreadsheet displays a table with columns for database, edition, doctype, language, citation, keywords, and various identifiers.

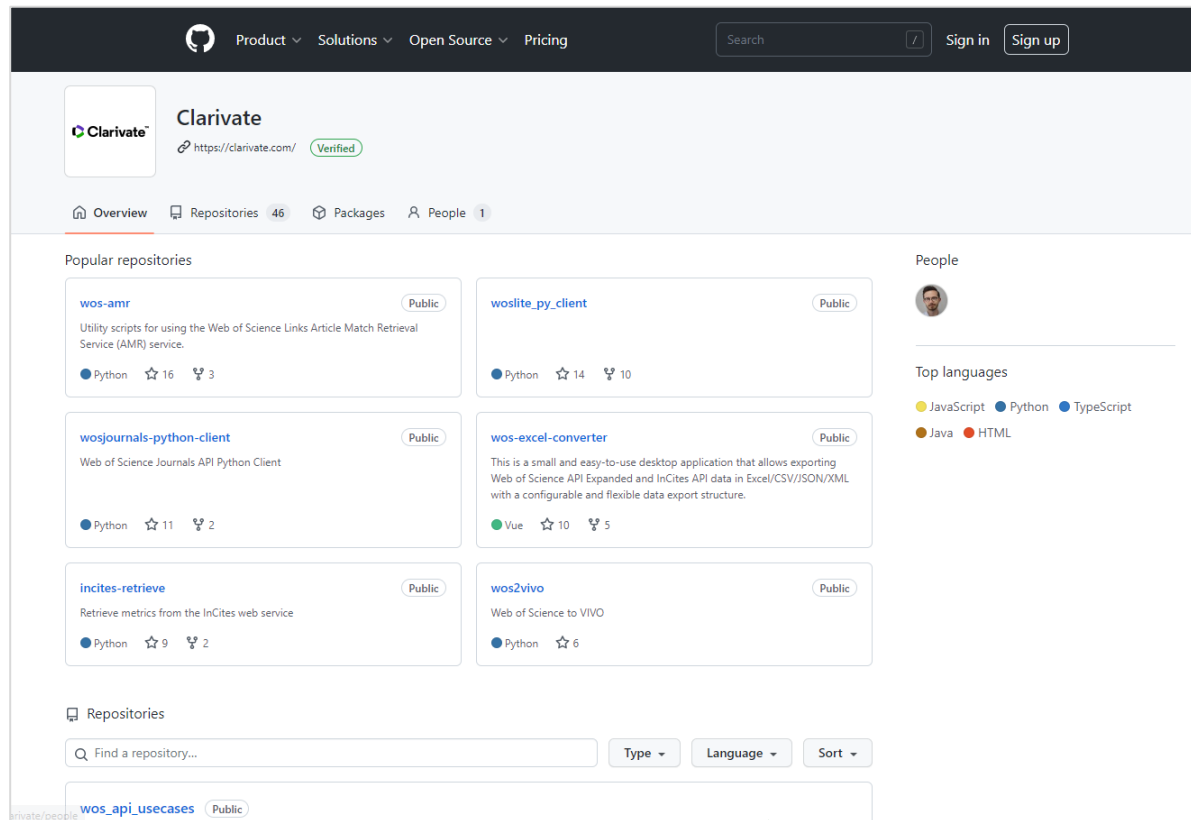
UT	Database	edition	doctype	doctype	doctype	primaryLa	citedRefe	citationC	keywords	keywords	bitstype	bib_page	bit_id	subhead1	subhead1	sv
2	WOS-0006	WOS	WOS_ESCI	Article		English	4	0	Outcomes,hospitaliz	Journal	238	10	14	612	Life Sciences & Biom	Re
3	WOS-0006	WOS	WOS_ESCI	Article		English	4	0	Covid-19,transmissi	Journal	501	14	16	182	Life Sciences & Biom	Er
4	WOS-0006	WOS	WOS_ESCI	Editorial Material		English	11	1		Journal	501	14	16	182	Life Sciences & Biom	Er
5	WOS-0006	WOS	WOS_ESCI	Article		Turkish	28	0	COVID-19,CHLOROIQ	Journal	143	33	16	235	Life Sciences & Biom	M
6	WOS-0006	WOS	WOS_SCI	Article		English	21	0	serology,COVID-19,S	Journal	187	222	12	1	Life Sciences & Biom	Im
7	WOS-0006	WOS	WOS_SCI	Article		English	31	0	SEPSIS	Journal	2695	15	12		DEC 31 2020	M
8	WOS-0006	WOS	WOS_ESCI	Article		English	45	0	COVID-19,CDRONA's	Journal	131	60	308	11	Life Sciences & Biom	M
9	WOS-0005	WOS	WOS_SCI	Editorial Material		English	15	0		Journal	194	39	16	689	Life Sciences & Biom	Ar
10	WOS-0006	WOS	WOS_SCI	Article		English	35	0	MEDICAL-	Journal	2695	15	12		DEC 31 2020	M
11	WOS-0006	WOS	WOS_ESCI	Editorial Material		English	0	0		Journal	53	28	2	48	Life Sciences & Biom	Di
12	WOS-0005	WOS	WOS_SCI	Editorial Material		English	20	0	Adenovirus,mRNA v	Journal	134	39	16	703	Life Sciences & Biom	Ar
13	WOS-0006	WOS	WOS_ESCI	Letter		English	9	0	TUBERCUL	Journal	112	50	14	456	Life Sciences & Biom	M
14	WOS-0006	WOS	WOS_SCI	Letter		English	3	0		Journal	183	11	12		Life Sciences & Biom	M
15	WOS-0005	WOS	WOS_AHC	Editorial Material		English	0	0		Journal	96	109	19	24	24 SEP 2020	Ar
16	WOS-0006	WOS	WOS_ESCI	Article		English	20	0	Knowledge,Student	Journal	55	5	14	1904	Life Sciences & Biom	He
17	WOS-0006	WOS	WOS_SCI	Article		English	80	0	COVID-19,RESPIRAT	Journal	100	54	16	588	Life Sciences & Biom	Ge
18	WOS-0006	WOS	WOS_SCI	Article		English	47	0	public health,infecti	Journal	367	10	12		Life Sciences & Biom	M
19	WOS-0006	WOS	WOS_ESCI	Article		English	16	0	COVID-19,PNEUMOP	Journal	238	90	14	508	Life Sciences & Biom	Re
20	WOS-0006	WOS	WOS_SCI	Editorial Material		English	10	0		Journal	23	70	12	22	Life Sciences & Biom	M
21	WOS-0006	WOS	WOS_ESCI	Editorial Material		English	6	0		Journal	2	18		2020	Life Sciences & Biom	M
22	WOS-0006	WOS	WOS_SCI	Article		English	42	0	COVID-19,CORONA's	Journal	99	39	16	445	Life Sciences & Biom	Ph
23	WOS-0006	WOS	WOS_ESCI	Letter		English	5	0		Journal	501	14	16	184	Life Sciences & Biom	Er

Easily export data from the Web of Science Expanded API to Excel using a new desktop application designed for users with no coding experience.

Access at <https://github.com/clarivate/wos-excel-converter/releases/>

# Clarivate GitHub

Save time integrating data into your systems



Access at <https://github.com/clarivate>

---

Save time and effort working with Web of Science APIs using a new suite of helpful tools and resources on GitHub.



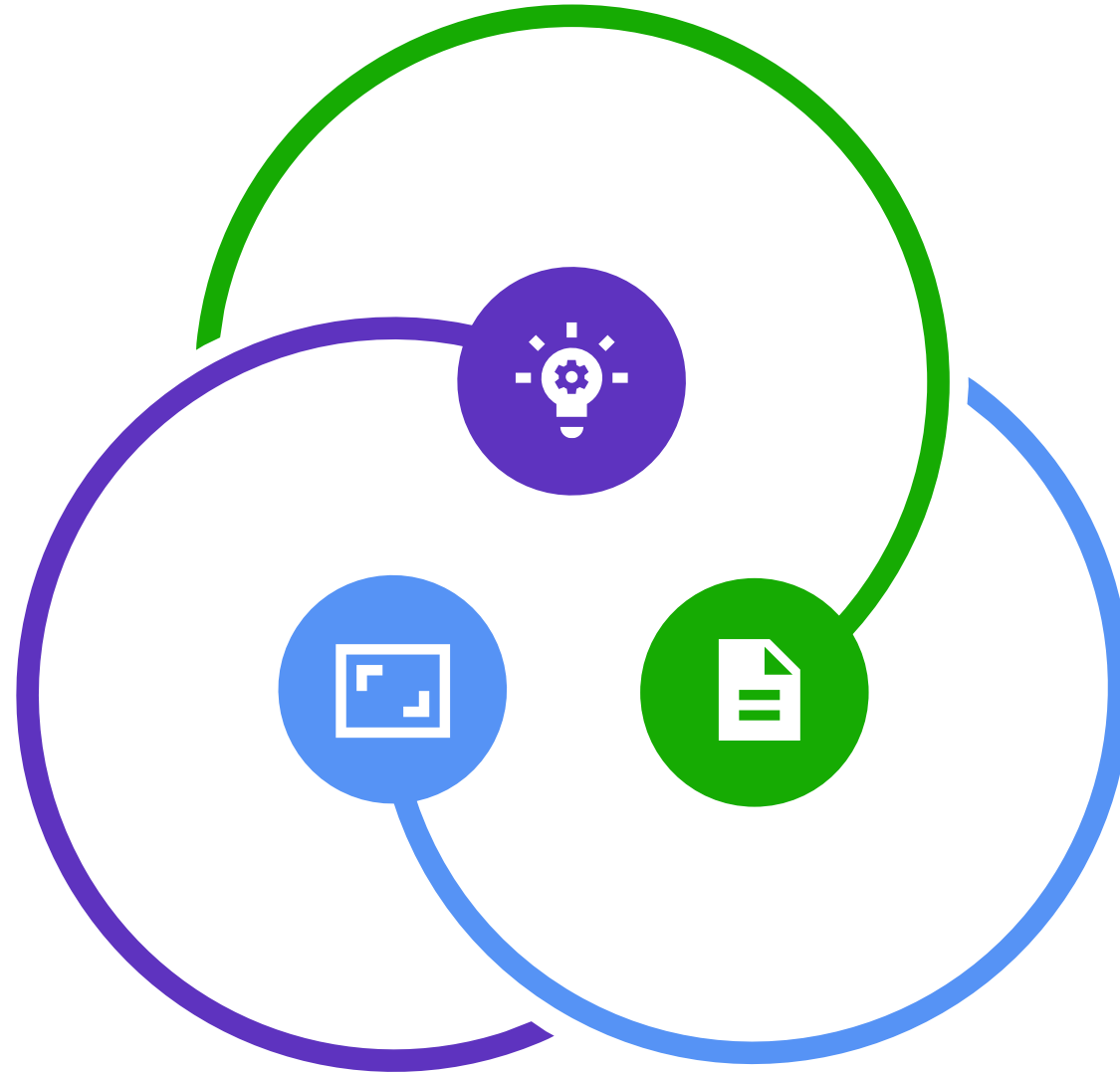
# Clarivate + ProQuest

# Clarivate + ProQuest

Complementary resources and expertise that enable libraries and universities to fulfill ambitious missions

## Clarivate

Analytics for better decision-making



## ProQuest

Content that drives research excellence and student success

## Ex Libris and Innovative

SaaS solutions for more efficient library and university workflows

# Product integration roadmap

Connecting data & improving workflows across products

## SIMPLIFY REFERENCE MANAGEMENT

- ✓ Export directly from Web of Science to RefWorks
- ✓ Export directly from ProQuest Platform to EndNote
- ✓ Connect to full text using Alma-Primo links
- ✓ Search ProQuest Platform within EndNote

## RESEARCH SMARTER

- ✓ Link to discovery platforms from Web of Science search results
- ✓ Integrate Web of Science backfiles into Primo and Summon discovery layer
- ✓ Connect Web of Science cited references to ProQuest full text
- ✓ Integrate Web of Science article and journal metrics into ProQuest Platform, Primo, and Summon (for mutual customers)

## SECURE FUNDING & SHOWCASE EXPERTISE

- ✓ Display awarded grants information on Web of Science Researcher Profiles
- ✓ Link funding information and profiles in Web of Science to Pivot-RP awarded grants and open opportunities
- ✓ Integrate Web of Science and InCites metrics and data into Esploro
- ✓ Add funding data from Web of Science to Author Profiles in Esploro

# New integrations for EndNote and RefWorks released in 2022

Simplify reference management



## Build your library faster

Streamline more user workflows with direct export from Web of Science to RefWorks and from the ProQuest Platform to EndNote.



## Save time exporting

Export metadata along with the full text document when you send results from the ProQuest Platform to EndNote.



## Expedite PDF retrieval

Help students and researchers collect PDFs by connecting Alma to the Find Full Text feature in EndNote.



## Broaden your search

Find relevant papers across more content sets from one intuitive interface—ProQuest databases are now available for search directly from EndNote.

# Web of Science integrations

Research smarter, wherever you start your process



## Accelerate access

Unlock more efficient full text access with customized links to your holdings for all cited references in Web of Science.

*H2 2022*



## Expand discovery

Increase use of your holdings and enhance resource discovery with Primo/Summon results links displayed alongside Web of Science search results.

*H2 2022*



## Connect research

Access a network of related research from one result with Web of Science citation counts on the ProQuest Platform.

*H1 2023*



## Gain deeper insight

Learn more about journals and authors publishing papers of interest with Journal Impact Factor\* and Web of Science Researcher Profile information embedded into ProQuest Platform.

*H1 2023*

# Connecting grant data

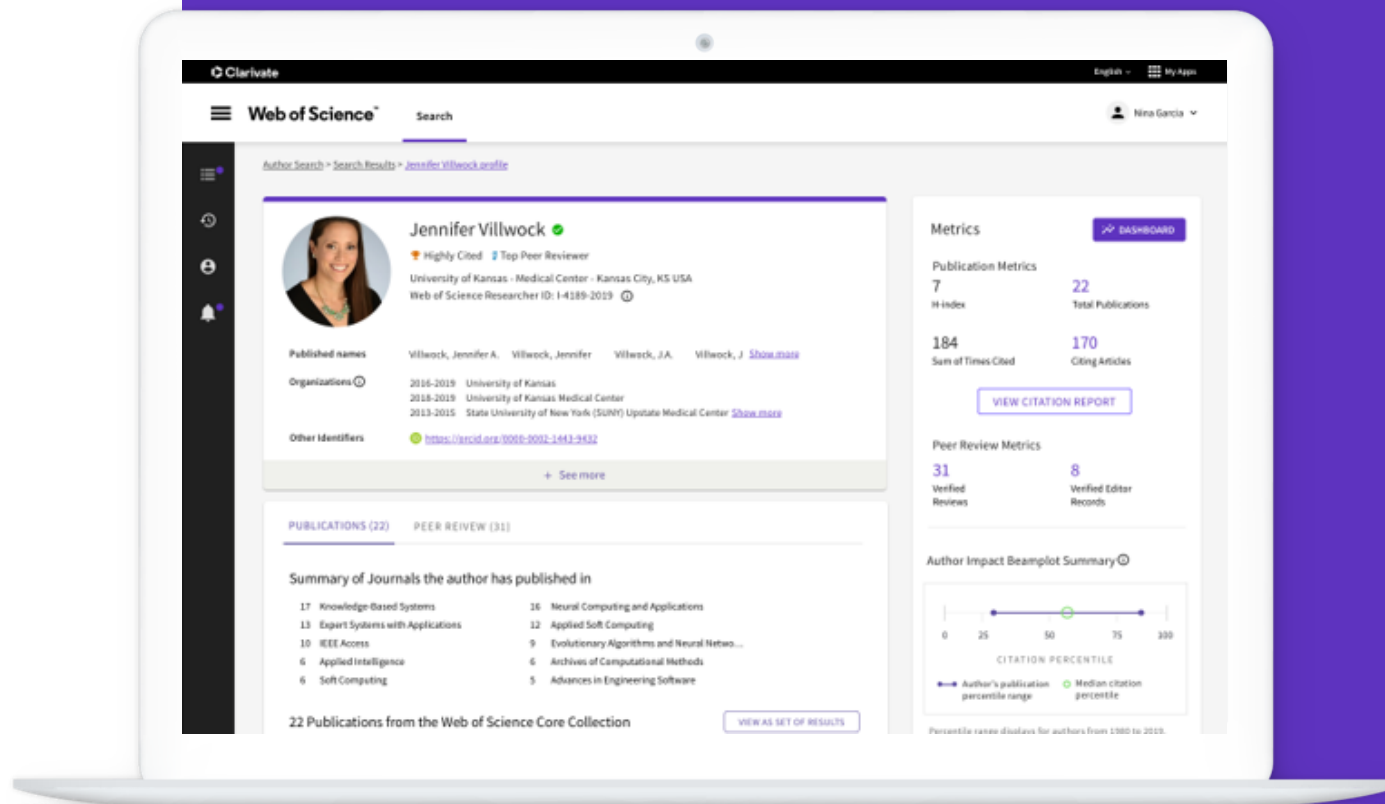
Secure more funding

## Promote your sponsored projects

Showcase successfully funded projects and assess potential collaborators with awarded grant data on Web of Science Researcher Profiles. *H1 2023*

## Find new funding opportunities

Locate new sources of funding as you research your project with linking between Web of Science records and Pivot-RP open funding opportunities. *H1 2023*



# Future product integration concepts

Selected developments under consideration



## Better collection management

Integrate Alma and InCites Benchmarking & Analytics for a more complete picture of collection needs across your institution



## Enriched product value

Web of Science expands to include dissertations and theses

Linking from Web of Science to books on eBook Central



## Unified researcher profile

Aligning researcher profiles across Web of Science, Esploro, and Pivot for a complete 360° view of the researcher



## Research administration efficiencies

Converis + Esploro for joint view of systems. Bringing the best of both solutions for world-class research management

# Upcoming enhancements



# Upcoming enhancements

## Accelerating academic discovery



Locate papers with real world impact using the new **Citations From Patents indicator**.

Web of Science, H2 2022



Enjoy an improved **EndNote Online** interface, enhanced for accessibility and integration.

EndNote, H1 2023



Stay current on the latest research and easily assess preprint quality with the new **preprints index** on the Web of Science platform.

Web of Science, H2 2022

## Improving research assessment



Recognize critical peer review contributions in evaluations with **peer review indicators in InCites** Benchmarking & Analytics.

InCites, H1 2023



Assess researchers more comprehensively with **awarded grant data and patents** on Web of Science Researcher Profiles.

Web of Science, H1 2023



Find best-fit journals and assess more of your collection using **Journal Impact Factor**, which will be **extended to all Core Collection journals**.

Journal Citation Reports, H1 2023

## Connecting the research ecosystem



Populate your systems with high-quality, disambiguated author data and metrics using the new **Researcher API**.

H2 2022



Analyze the connection between subscriptions and research outcomes at your institution with **Alma and InCites integration**.

InCites, H1 2023



# Vă mulțumesc

Adriana Filip

Solutions Consultant

[adriana.filip@clarivate.com](mailto:adriana.filip@clarivate.com)

[www.clarivate.com](http://www.clarivate.com)

Sărbători  
fericite



# Resurse suplimentare

[Web of Science Learning](#) >

[Web of Science Academy](#) >

[Events & Webinars](#) >

[LibGuides](#) >

[Videos](#) >

[Web of Science Blog](#) >

[Web of Science news hub](#) >

[Researcher Recognition](#) >



# Serviciul Clienți

[support.clarivate.com/ScientificandAcademicResearch](https://support.clarivate.com/ScientificandAcademicResearch)



**LIVE CHAT**

Click [here](#) to reach a WoS agent



**PHONE**

Dial +44 8003288044



**EMAIL or WEBFORM**

[WoSG.support@clarivate.com](mailto:WoSG.support@clarivate.com) or click [here](#) to send us a Webform



**KNOWLEDGE BASE**

Click [here](#) to visit our extensive Knowledge Base

Links to popular articles include: [Remote Access to WoS](#), [h-index Information](#)