# Vă mulțumesc pentru participare

Vom începe în scurt timp

Microfonul dvs. a fost dezactivat pentru a reduce zgomotul de fond.

Întrebările pot fi trimise prin **Chat**.






© 2025 Clarivate

# Clarivate

| | |
|---|---|
| **Web of Science** | **www.webofscience.com** |
| **Journal Citation Reports** | **www.jcr.clarivate.com** |
| **Essential Science Indicators** | **www.esi.clarivate.com** |
| **InCites** | **www.incites.clarivate.com** |

**Portal de formare**
**https://clarivate.com/academia-government/training-support/**

**Site web regional**
**https://clarivate.libguides.com/europe/romanian**

**Adriana Filip**

Senior Manager
Customer Success Consulting

Adriana.Filip@clarivate.com

Clarivate™

© 2025 Clarivate 

Clarivate™

# InCites pentru studenții doctoranzi

Octombrie 2025

# Clarivate

Conectarea datelor, a experiențelor și a expertizei, pentru ca instituțiile să poată prospera

**Journal Citation Reports**
*Journal intelligence*

**EndNote**
**RefWorks**
*Reference management*

**Essential Science Indicators**
*High-impact research & emerging trends*

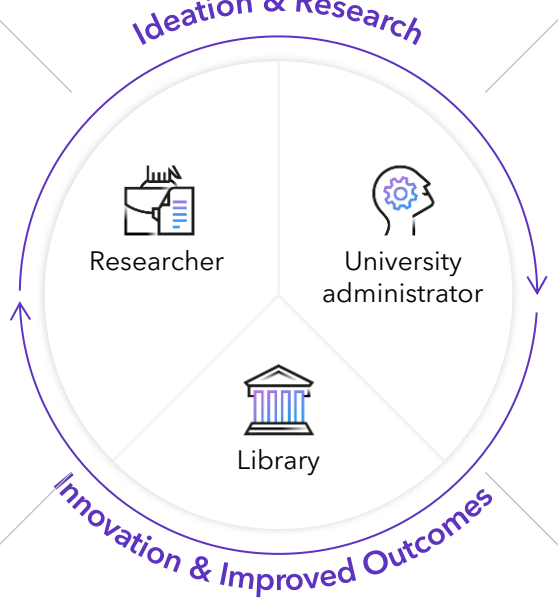


**Pivot-RP**
*Funding opportunities*

**InCites Benchmarking & Analytics**
*Research evaluation*

**Web of Science**
*Research discovery*

**Esploro/Converis**
*Research information management & showcasing*

**Web of Science Data & APIs**
*Structured bibliometric data for analysis and integration*

**Web of Science Editorial | Institute for Scientific Information (ISI) | RP-News | Consulting**


© 2025 Clarivate

# Adunați informațiile de care aveți nevoie

Descoperiți lacunele în cercetare și tendințele emergente

Identificați cine finanțează subiectele dvs. de cercetare

Găsiți instituții, cercetători și grupuri de cercetare influente

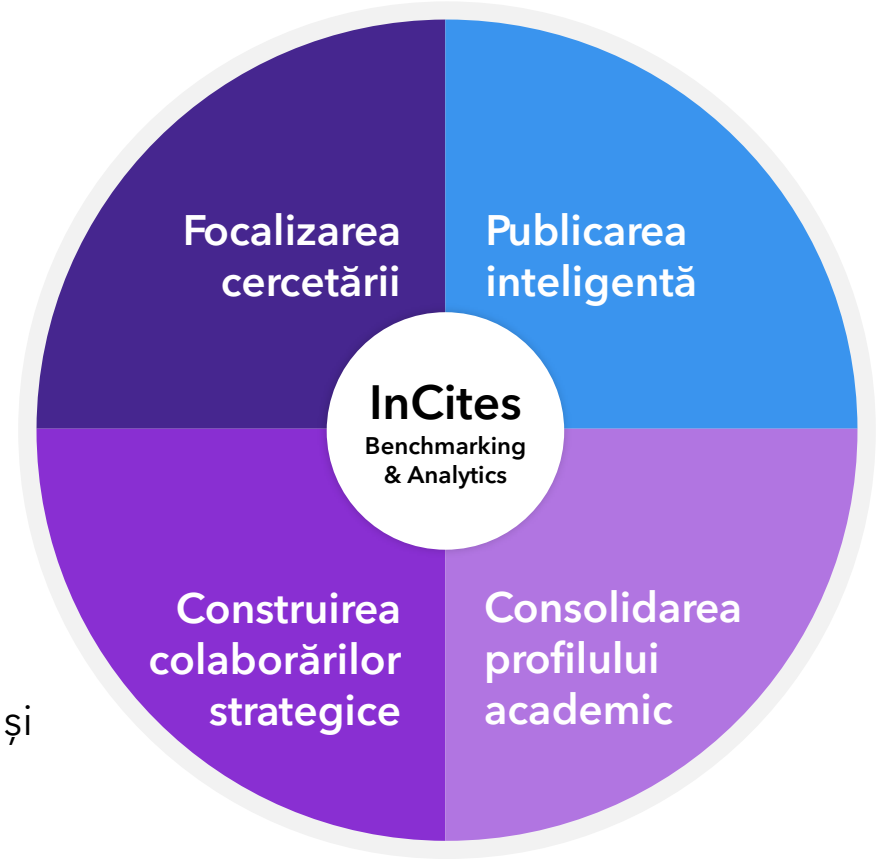


Identificați revistele cele mai potrivite pentru a maximiza vizibilitatea

Comparați-vă munca cu mediile globale sau instituționale

Utilizați indicatorii pentru a susține cererile de finanțare și de angajare


© 2025 Clarivate

# Cât de influent este un articol?

A Feynman integral via higher normal functions

Bloch, S; Kerr, M and Vanhove, P

Dec 2015 | COMPOSITIO MATHEMATICA 151 (12) , pp.2329-2375

We study the Feynman integral for the three-banana graph defined as the scalar two-point self-energy at three-loop order. The Feynman integral is evaluated for all identical internal masses in two space-time dimensions. Two calculations are given for the Feynman integral: one based on an interpretation of the integral as an inhomogeneous solution of a classical Picard-Fuchs differential equation, and the other using ... Show more

Free Full Text From Publisher *** View PDF with EndNote Click

78 Citations

53 References

Related records

As of July/August 2021, this Highly cited received enough citations to place it in the top 1% of the academic field of **Mathematics** based on a highly cited threshold for the field and publication year.

*Data from Essential Science Indicators*

| Journal Normalized Citation Impact | Category Normalized Citation Impact | Percentile in Subject Area |
|---|---|---|
| 7.71 | 14.67 | 99.73 |



© 2025 Clarivate

# Analize solide

## Tipuri de analize

**Analyze by…**

- Researchers
- Organizations
- Locations
- Research areas
- Publication Sources
- Funding agencies

**Overview Reports**

- Organization Report
- Researcher Report
- Department Report
- Publisher Report

**Organize by…**

- Folders
- Dashboard

## Filtre

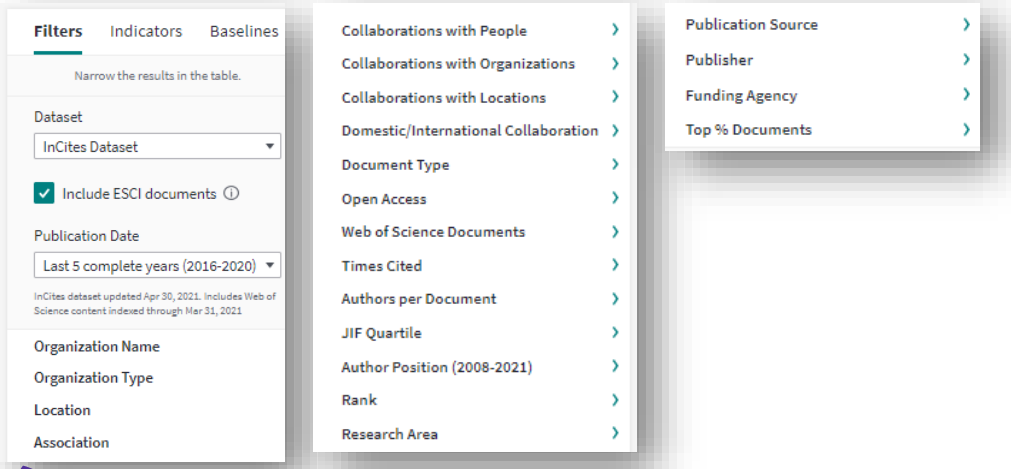


Clarivate™

## Măsuri și indicatori

| | |
|---|---|
| Productivity and Impact | % Documents in Top 1% |
| | Documents in Top 1% |
| | % Documents in Top 10% |
| | Documents in Top 10% |
| | % Documents Cited |
| | Documents Cited |
| | Citation Impact |
| | 1 Year Citing All Prior Years Cumulative |
| | H-Index |
| | Web of Science Documents |
| | Times Cited |
| Normalized metrics | Category Normalized Citation Impact |
| | Journal Normalized Citation Impact |
| | Impact Relative to World |
| | Average Percentile |
| | International Collaborations |
| Open Access | All Open Access Documents |
| | DOAJ Gold Documents |
| | Other Gold Documents |
| | Green Accepted Documents |
| | Green Published Documents |
| | Bronze Documents |
| | % All Open Access Documents |
| | % DOAJ Gold Documents |
| | % Other Gold Documents |
| | % Green Accepted Documents |
| | % Green Published Documents |
| | % Bronze Documents |

| | |
|---|---|
| JCR metrics | Documents in JIF Journals |
| | Documents in Q1 Journals |
| | Documents in Q2 Journals |
| | Documents in Q3 Journals |
| | Documents in Q4 Journals |
| | % Documents in Q1 Journals |
| | % Documents in Q2 Journals |
| | % Documents in Q3 Journals |
| | % Documents in Q4 Journals |
| | Quartile |
| | Cited Half Life |
| | Article Influence |
| | Immediacy Index |
| | Eigenfactor |
| | 5 Year Impact Factor |
| | Impact Factor without Self Cites |
| | Journal Impact Factor |
| ESI metrics | % Hot Papers |
| | Hot Papers |
| | % Highly Cited Papers |
| | Highly Cited Papers |
| | ESI Most Cited |
| Author position | % First Author (2008-2020) |
| | % Last Author (2008-2020) |
| | % Corresponding Author (2008-2020) |
| | First Author (2008-2020) |
| | Last Author (2008-2020) |
| | Corresponding Author (2008-2020) |

# Două modalități de analiză

## Analiza datelor pentru începători

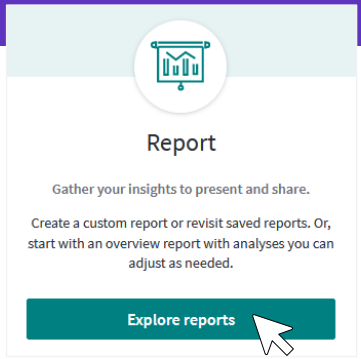


1. **Utilizarea** unui raport predefinit
2. **Alegerea** unui tip de raport
   Organization | Researcher | Department | Publisher | Alma
3. **Selectarea** organizației și a perioadei
   Sau alte criterii de filtrare în funcție de raportul selectat
4. **Examinarea** analizelor
   Modificarea setărilor și a filtrelor în secțiunea View Data pentru personalizare

5. **Transmiterea** raportului

## Analiza datelor pentru experți

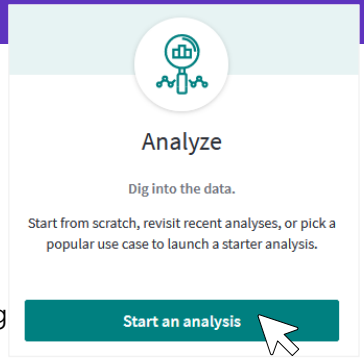


1. **Crearea** propriei analize
   Importarea seturilor de date din Web of Science
2. **Alegerea** unei entități de analizat
   Researchers | Organizations | Locations
   Research Areas | Publication Sources | Funding Agencies
3. **Identificarea întrebările pentru a obține răspunsuri**
   Question 1 | Question 2 | Question 3 | Question 4
4. **Alegerea** filtrelor și a indicatorilor. Analiza în funcție de :
   Document Type | Publisher | Research Area | Funding Agency | Open Access
5. **Salvarea** rapoartelor
6. **Exportul** datelor pentru analize și partajare ulterioare


© 2025 Clarivate

# Mai multă flexibilitate în definirea unui subiect

Obțineți informații mai detaliate despre domeniul dvs. de interes creând un set de date în Web of Science și analizându-l în InCites

## 1. Creați un set de date în Web of Science și exportați-l în InCites.

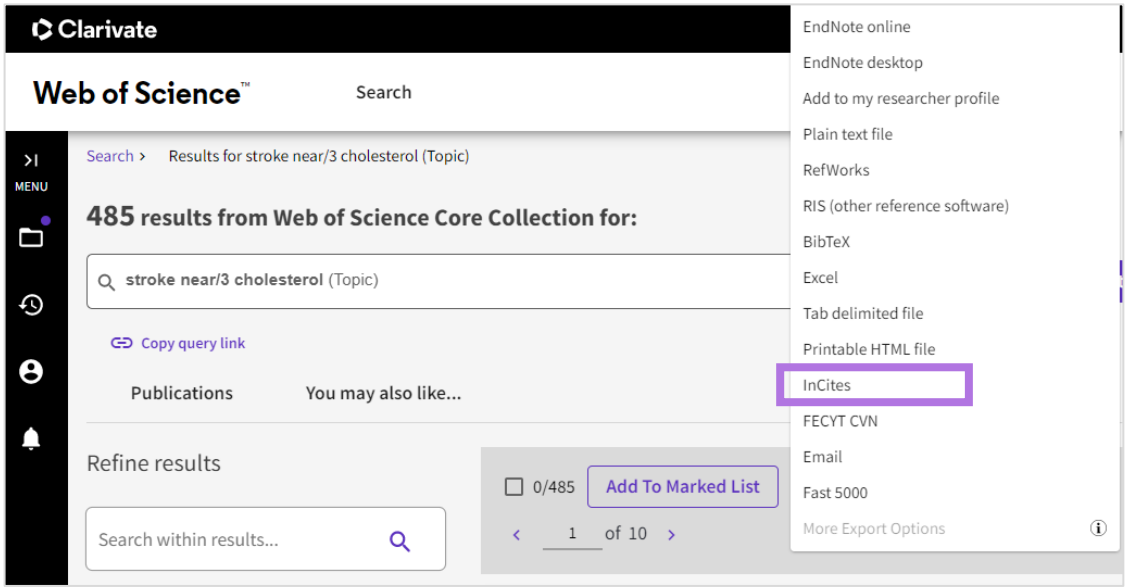


## 2. Selectați setul de date în InCites.

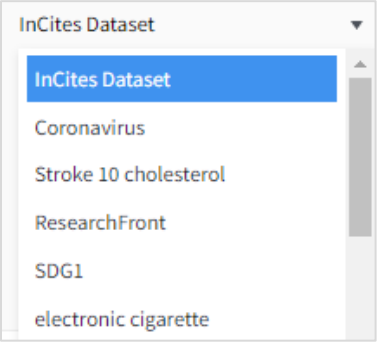


## 3. Analizați setul de date: instituții de top, cercetători de top, finanțatori

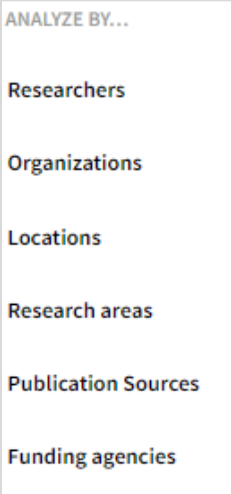




© 2025 Clarivate 

# Indicatorii InCites în Web of Science

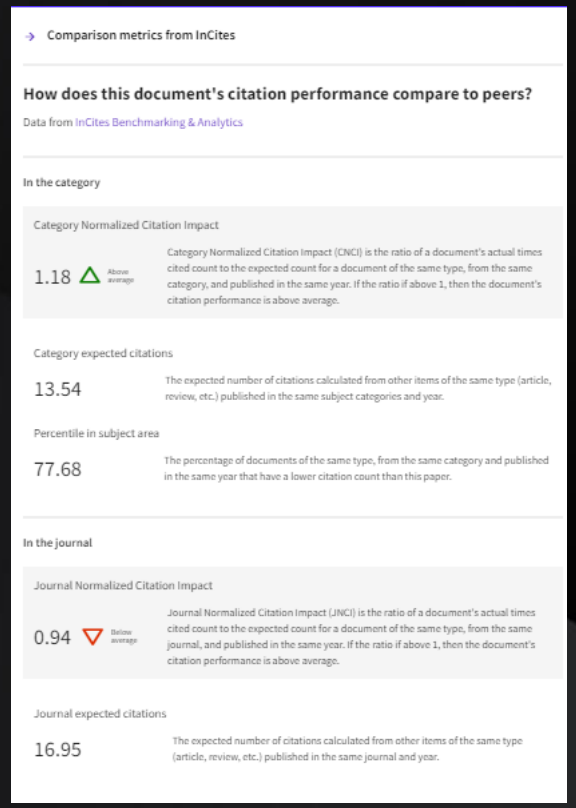


## Pentru abonații InCites

Cercetătorii pot vedea indicatorii cheie de performanță la nivel de articol în Web of Science :

- CNCI (Category Normalized Citation Indicators)
- JCNI (Journal Normalized Citation Indicators)
- Percentile in Category


© 2025 Clarivate

# Web of Science Researcher Profiles

CH

**cesare hassan**

Highly Cited Award Recipient

(Hassan, Cesare) | Humanitas University

Documents (1423) | Peer Review (32)

All Indexed Documents (1363) | Web of Science Core Collection (1346) | Preprints (1)

Other Collections (16) | Non-Indexed Documents (60)

Filters: Select Filters | Author Position: All Publications | FECYT CVN | Sort by: Date: newest first | 1 of 27

1346 results

1 Editorial Material

Submucosal technology for safe third space procedures: Amber-Red Color Imaging-guided Gastric-PerOral Endoscopic myotomy for idiopathic refractory gastroparesis

Maselli, R; Brandaleone, L; (...); Repici, A

Dec 2025 | ENDOSCOPY 57 , pp.E983-E984

Free Full Text From Publisher

5 References

Documents (1423) | Peer Review (32)

## Verified peer reviews

| | | | |
|---|---|---|---|
| 14 | Endoscopy | 12 | Endoscopy International Open |
| 2 | Digestive Endoscopy | 2 | Scandinavian Journal of Gastroenterology |
| 1 | Alimentary Pharmacology & Therapeutics | 1 | Cancer Medicine |

## Metrics Dashboard

### Web of Science Core Collection metrics

Citation counts are from Web of Science Core Collection.

| 1,346 | 36,346 | 94 |
|---|---|---|
| Publications | Sum of Times Cited | H-Index |

### Times Cited and Publications Over Time

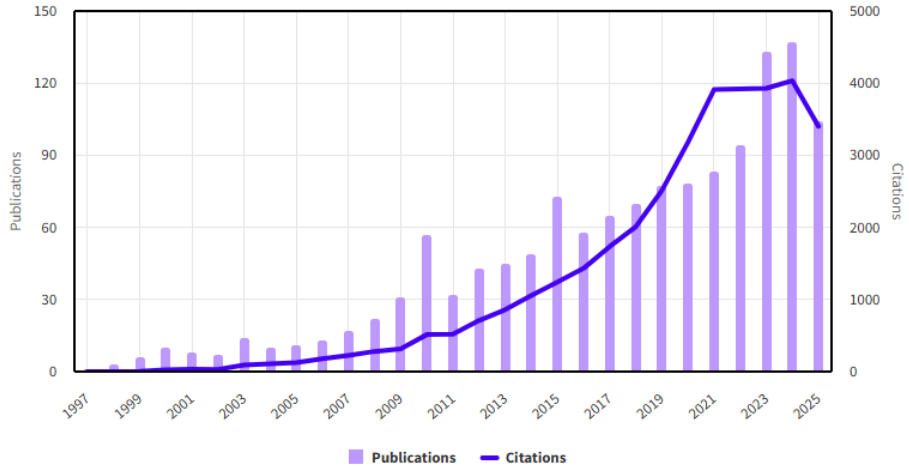


© 2025 Clarivate

# Privire de ansamblu asupra organizațiilor și cercetătorilor

Rapoarte generale gata pregătite pentru organizații și cercetători, care oferă multiple perspective asupra performanțelor

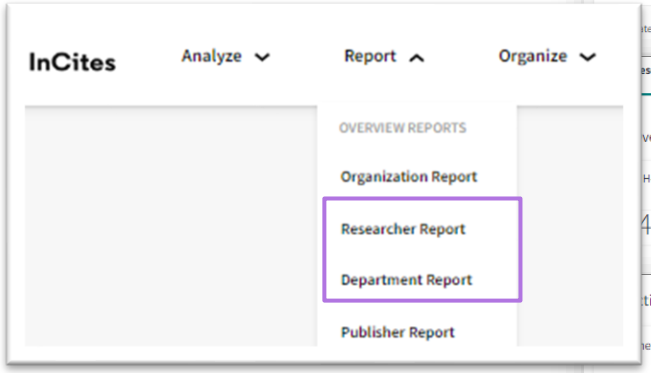


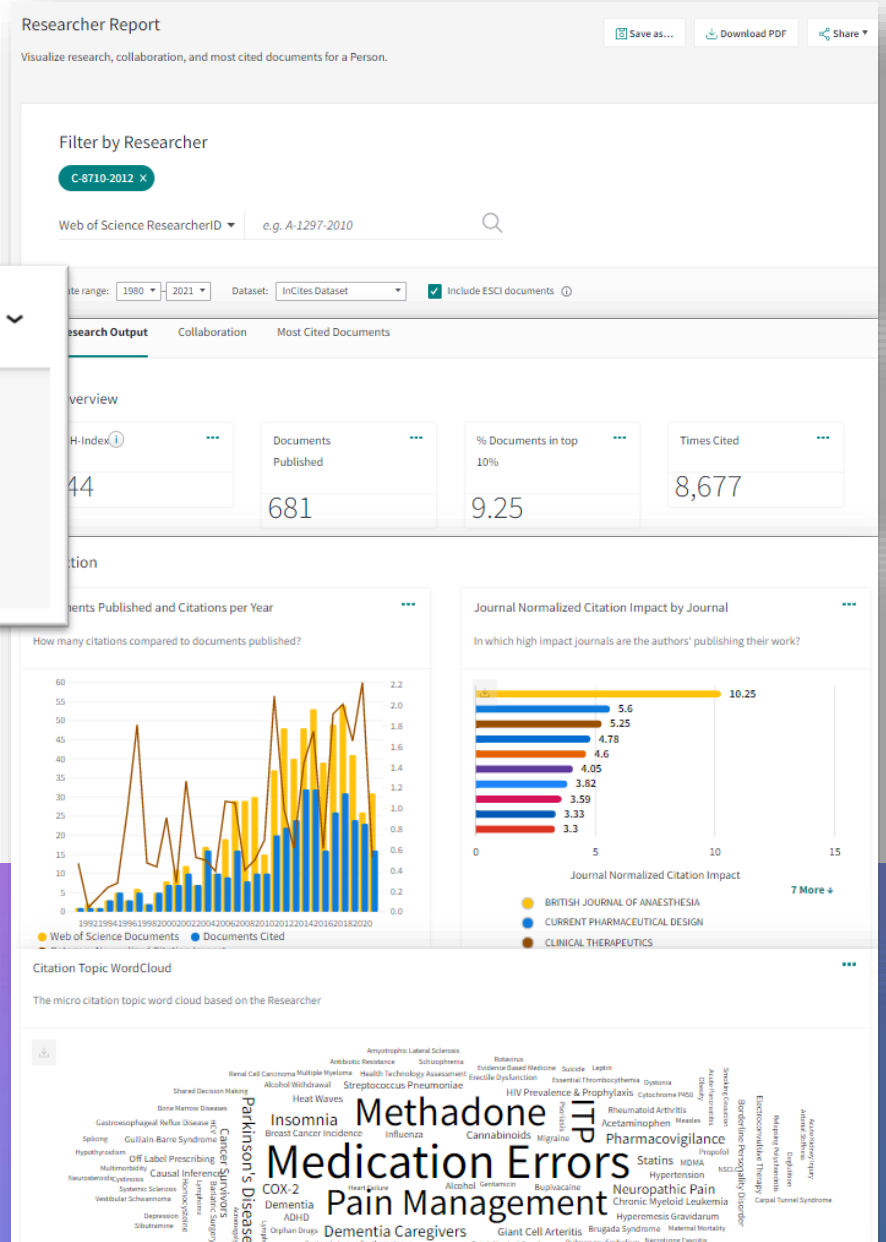


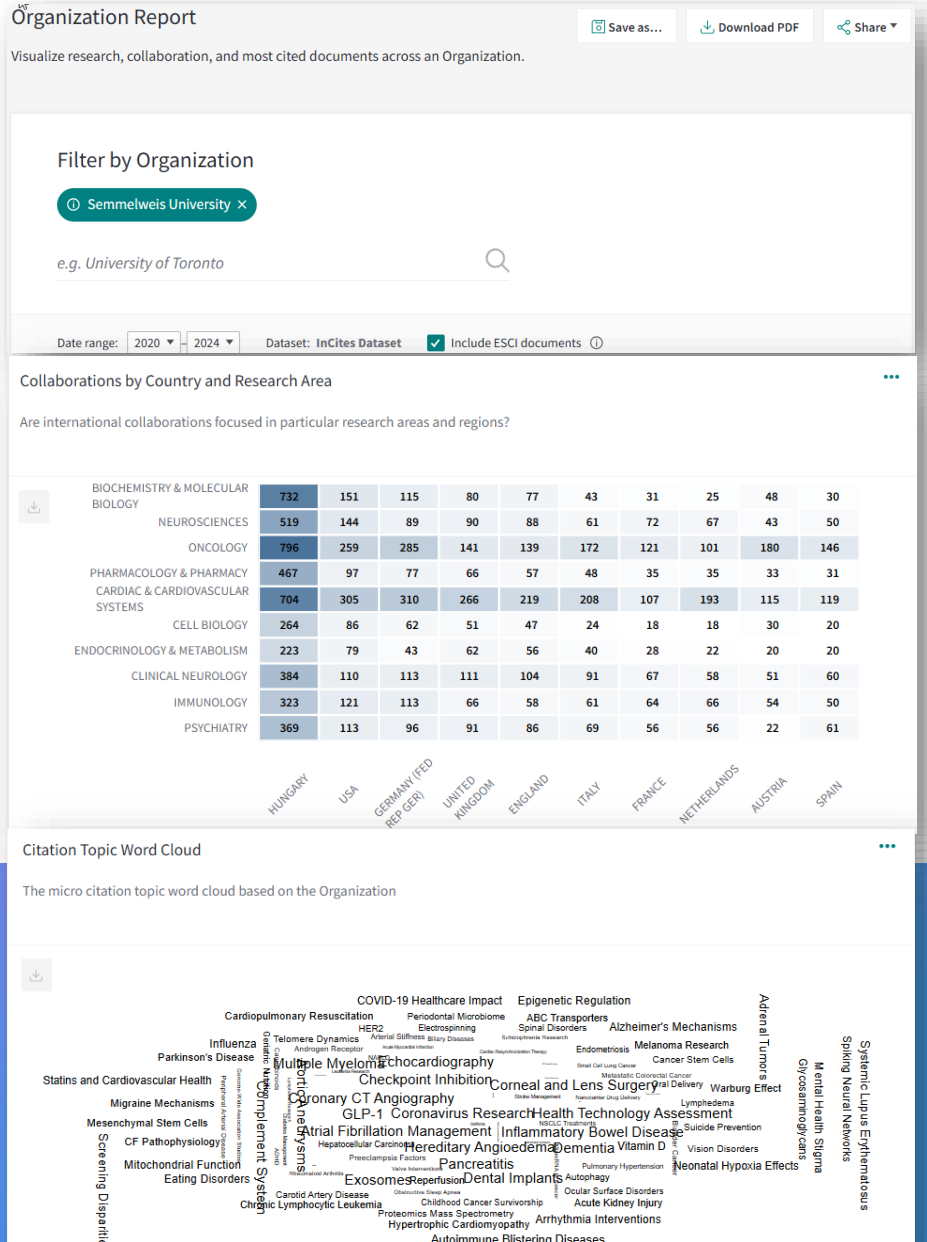


Clarivate™

# Identificați subiectele emergente și aflați mai multe despre actorii cheie

InCites | Analyze | Report | Organize | My Organization | Research Horizon Navigator™

Research Areas | SCHEMA: Emerging Topics | LEVEL: Macro | e.g. health

Time Period: 2020 to 2024 | Schema: Emerging Topics | Level: Macro | Clear all filters

| Research Area | Web of Science Documents | Category Normalized Citation Impact | Times Cited | % Domestic Documents | % International Documents |
|---|---|---|---|---|---|
| Machine learning and AI applications | 44,346 | 1 | 674,731 | 72.03% | 27.80% |
| Cancer and immunotherapy | 43,468 | 1 | 792,256 | 74.89% | 24.92% |
| Medical treatment and management strategies | 40,502 | 1 | 509,730 | | |
| Microbiome and health interactions | 38,794 | 1 | 693,867 | | |
| Functional Enrichment and Pathway Analysis in Omics Research | 4,516 | 1 | 80,042 | | |
| Integrative bioinformatics tools for protein sequence analysis and visualization | 3,585 | 1 | 62,610 | | |
| Genomic Tools and Databases for Antimicrobial Resistance Analysis | 2,034 | 1 | 25,492 | | |

**Level of analysis**
- Research Areas

**Useful filters**
- Research Area: Emerging Topics

**Useful Metrics:**
- Web of Science Documents

**Top Contributors**

Organizations | Funding Agencies | Authors | Countries/Regions

Organization contributing core and/or co-citing papers to the emerging topic.

| Rank (Core papers) | Organizations | Total papers / % of total papers | |
|---|---|---|---|
| 1 | European Molecular Biology Laboratory (EMBL) | 47 /1.16% | 47 |
| 2 | European Bioinformatics Institute | 32 /0.79% | 32 |
| 3 | NIH National Library of Medicine (NLM) | 20 /0.49% | 20 |
| 3 | National Institutes of Health (NIH) - USA | 32 /0.79% | 32 |
| 5 | University of Geneva | 13 /0.32% | 13 |

Clarivate™

© 2025 Clarivate

# Vizați domeniile strategice de cercetare utilizând scheme de clasificare adecvate

Construiți pe baza domeniilor de cercetare care se bucură de cea mai mare popularitate la nivel mondial

## Citation Topics

### Identificați punctele forte

- Înțelegeți rapid care sunt liniile specifice de cercetare care determină punctele forte din portofoliul de cercetare al organizației dvs.

## Sustainable Development Goals

### Alinierea cercetării la ODD

- Efectuați analize în raport cu Obiectivele de Dezvoltare Durabilă

## Research Horizon Navigator & Emerging Topics

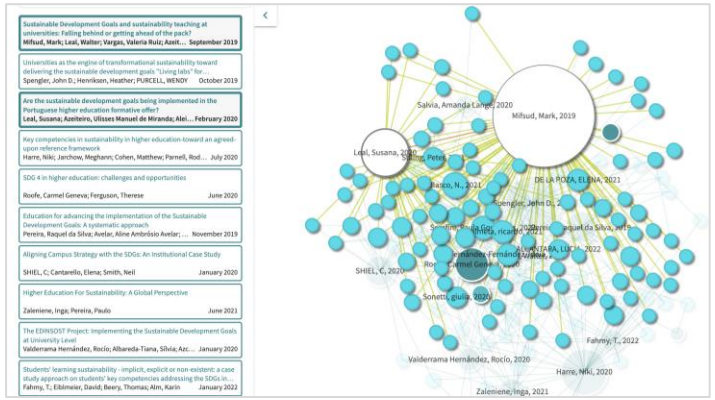

### Descoperiți unde sunt susceptibile să apară descoperiri revoluționare

- Descoperiti cele mai noi teme emergente folosind o metodologie de încredere
- Descoperiti domenii noi și emergente pe baza interdisciplinarității lor
- Demonstrați impactul dvs. în domeniile care se află în avangarda cercetării.

SOURCE: SDG study by NORA, UKSG 2023


© 2025 Clarivate

# Găsiți lideri în domeniul dvs.

Identificați cercetătorii pe care să îi urmăriți și cu care să încheiați parteneriate strategice

InCites | Analyze | Report | Organize | My Organization | Research Horizon Navigator™

Researchers | PERSON ID TYPE GROUP: WoS Researcher Profile | PERSON ID TYPE: All | e.g. OBrian, Conor:Harvard University

Time Period: 2020 to 2024 | Person ID Type Group: WoS Researcher Profile | Schema: Citation Topics | Person ID Type: All | Level: Micro | Research Area: 1.25.1473 Warburg Effect | Clear all filters

| Person Name | Web of Science Documents | % Documents Cited | Times Cited | Category Normalized Citation Impact | Collab-CNCI | Affiliation |
|---|---|---|---|---|---|---|
| Kang, Rui | 67 | 100% | 12,892 | 3.75 | 2.4 | Peking University +23 affiliation(s) |
| Tang, Daolin | 65 | 95.38% | 12,979 | 4.04 | 2.24 | UT Southwestern Med Ctr Dallas +23 affiliation(s) |
| Gan, Boyi | 61 | 91.8% | 8,920 | 5.85 | 5.14 | UTMD Anderson Cancer Center +17 affiliation(s) |
| liu, jiao | 55 | 98.18% | 5,514 | 3.14 | 2.13 | Guangzhou Medical University +3 affiliation(s) |
| Luo, Lianxiang | 49 | 85.71% | 749 | 1.01 | 1.08 | Guangdong Medical University +9 affiliation(s) |
| Fendt, SarahMaria | 48 | 91.67% | 3,120 | 1.76 | 1.35 | KU Leuven +18 affiliation(s) |

**Level of analysis:**
- Researchers

**Useful filters:**
- Research Area
- Location: countries or regions (e.g. EU-27)

**Useful Metrics:**
- Category Normalized Citation Impact
- % Documents in Top 1%/10%
- Collab-CNCI

© 2025 Clarivate

# Găsiți partenerii strategici potriviți

Identificați instituțiile pentru parteneriate strategice pe baza criteriilor cele mai importante pentru dvs.

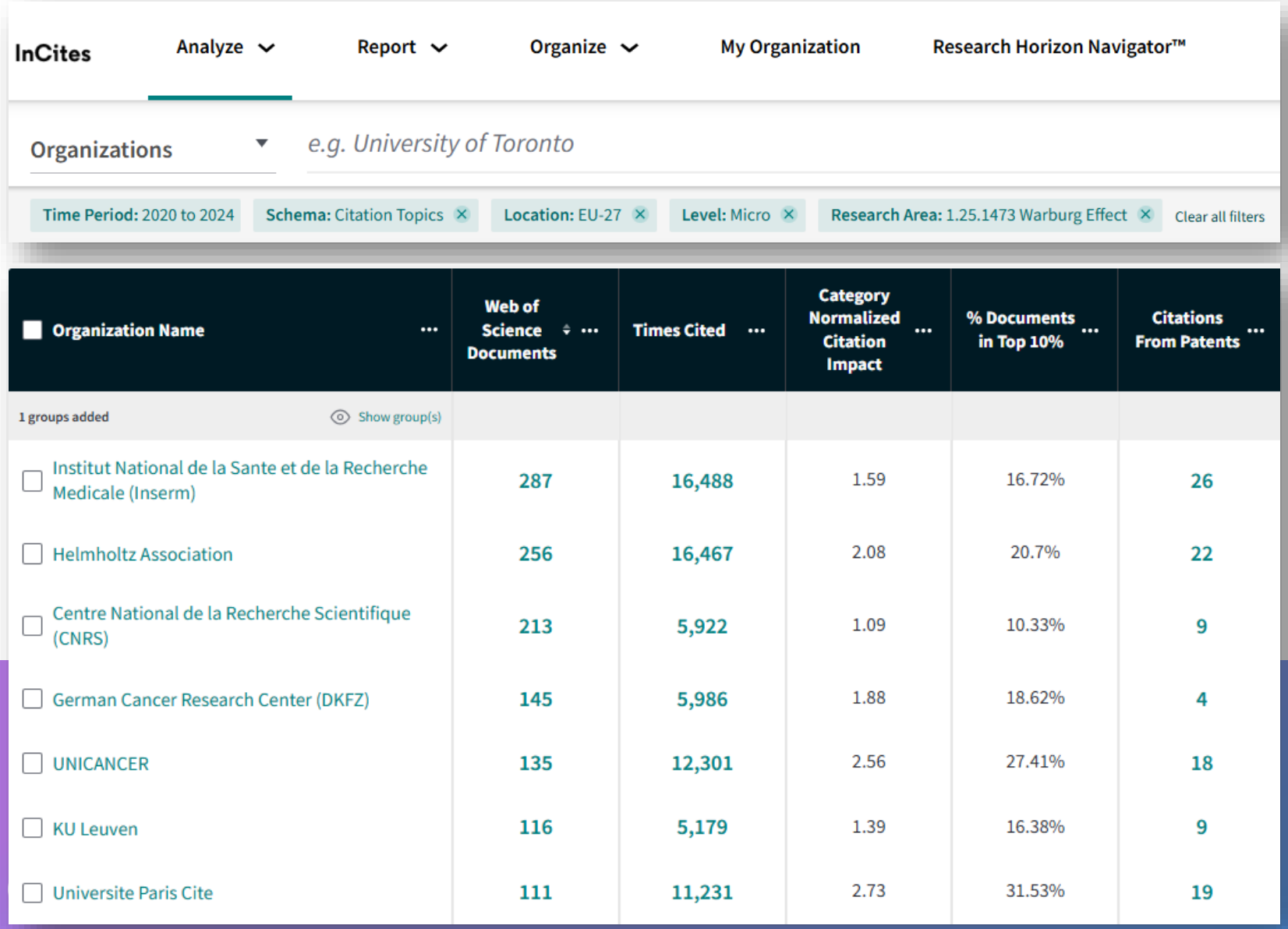


| Organization Name | Web of Science Documents | Times Cited | Category Normalized Citation Impact | % Documents in Top 10% | Citations From Patents |
|---|---|---|---|---|---|
| Institut National de la Sante et de la Recherche Medicale (Inserm) | 287 | 16,488 | 1.59 | 16.72% | 26 |
| Helmholtz Association | 256 | 16,467 | 2.08 | 20.7% | 22 |
| Centre National de la Recherche Scientifique (CNRS) | 213 | 5,922 | 1.09 | 10.33% | 9 |
| German Cancer Research Center (DKFZ) | 145 | 5,986 | 1.88 | 18.62% | 4 |
| UNICANCER | 135 | 12,301 | 2.56 | 27.41% | 18 |
| KU Leuven | 116 | 5,179 | 1.39 | 16.38% | 9 |
| Universite Paris Cite | 111 | 11,231 | 2.73 | 31.53% | 19 |

**Level of analysis**
Organizations

**Useful filters**
- Research Area
- Location: countries or regions (e.g. EU-27)

**Useful Metrics**
- Category Normalized Citation Impact
- % Documents in Top 1%/10%
- Citations From Patents

© 2025 Clarivate 

# Urmăriți impactul cercetării dvs. și comparați rezultatele dvs.

Comparați-vă cercetarea cu cea a colegilor dvs. folosind indicatori normalizați

Researchers | PERSON ID TYPE GROUP: WoS Author Record | PERSON ID TYPE: All | e.g. OBrian, Conor:Harvard Univers

Time Period: 2018-2022 | Web of Science Documents: 20-100 | Schema: Web of Science | Location: EU-27 | Research Area: ONCOLOGY

| Person Name | Web of Science Documents | % Documents Cited | Category Normalized Citation Impact | % Documents in Top 10% | Times Cited |
|---|---|---|---|---|---|
| Dank, Magdolna | 28 | 71.43% | 0.67 | 14.29% | 182 |
| 1 rows added — Remove row | | | | | |
| Sprave, Tanja | 100 | 38% | 0.4 | 3% | 569 |
| Wick, Wolfgang | 100 | 65% | 3.21 | 32% | 1,949 |

**Level of analysis**

- Researchers

**Useful filters:**

- Researcher or Location/Affiliated Organization

Other Options:

- Research Area

**Useful Metrics:**

- Category Normalized Citation Impact
- % Documents in Top 1%/10%
- % first author

**Insight**

The years spent in research positively influence absolute numbers, like document count, times cited, H-index

Demonstrate your impact by using normalized metrics (CNCI) and % Documents in Top 1%/10%

Clarivate™

© 2025 Clarivate

# Identificați revistele cele mai potrivite și maximizați vizibilitatea

Alegeți reviste relevante, cu impact ridicat, pentru trimiterea articolelor

Publication Sources | Source Name | e.g. Nature

Time Period: 2018-2022 | Schema: Citation Topics | Level: Micro | Research Area: 1.199.1633 Circulating Tumor Cells | Clear all filters

| Publication Source Name | Web of Science Documents | % Documents Cited | JIF Quartile | Category Normalized Citation Impact | Article Influence | Immediacy Index | Journal Impact Factor |
|---|---|---|---|---|---|---|---|
| CANCERS | 404 | 87.38% | Q1 | 0.89 | 1.17 | 1.2 | 6.575 |
| FRONTIERS IN ONCOLOGY | 198 | 66.16% | Q2 | 0.62 | 1.15 | 0.73 | 5.738 |
| JOURNAL OF CLINICAL ONCOLOGY | 173 | 98.27% | Q1 | 1.64 | 13.67 | 14.01 | 50.739 |
| SCIENTIFIC REPORTS | 157 | 85.35% | Q2 | 0.87 | 1.21 | 0.97 | 4.997 |
| INTERNATIONAL JOURNAL OF MOLECULAR SCIENCES | 115 | 77.39% | Q1 | 0.73 | 1.06 | 1.08 | 6.208 |
| CANCER RESEARCH | 112 | 87.5% | Q1 | 1.21 | 3.43 | 2.88 | 13.312 |
| CLINICAL CHEMISTRY | 106 | 84.91% | Q1 | 1 | 2.84 | 2.71 | 12.114 |
| ANNALS OF ONCOLOGY | 98 | 94.9% | Q1 | 2.47 | 9.25 | 13.04 | 51.769 |
| CLINICAL CANCER RESEARCH | 95 | 91.58% | Q1 | 2.54 | 3.87 | 3.55 | 13.801 |
| ANALYTICAL CHEMISTRY | 89 | 93.26% | Q1 | 1.23 | 1.3 | 1.65 | 8.008 |
| PLOS ONE | 86 | 88.37% | Q2 | 0.74 | 0.97 | 0.8 | 3.752 |
| BRITISH JOURNAL OF CANCER | 68 | 83.82% | Q1 | 1.68 | 2.05 | 1.42 | 9.082 |

**Level of analysis**
- Publication Sources

**Useful filters**
- Research Area: Citation Topics, Emerging topics, SDG

Other Options:
- JIF Quartile

**Useful Metrics**
- Category Normalized Citation Impact
- Journal Impact Factor
- Article Influence
- Immediacy Index

Clarivate™

© 2025 Clarivate

# Identificați cine finanțează subiectul dvs. de cercetare

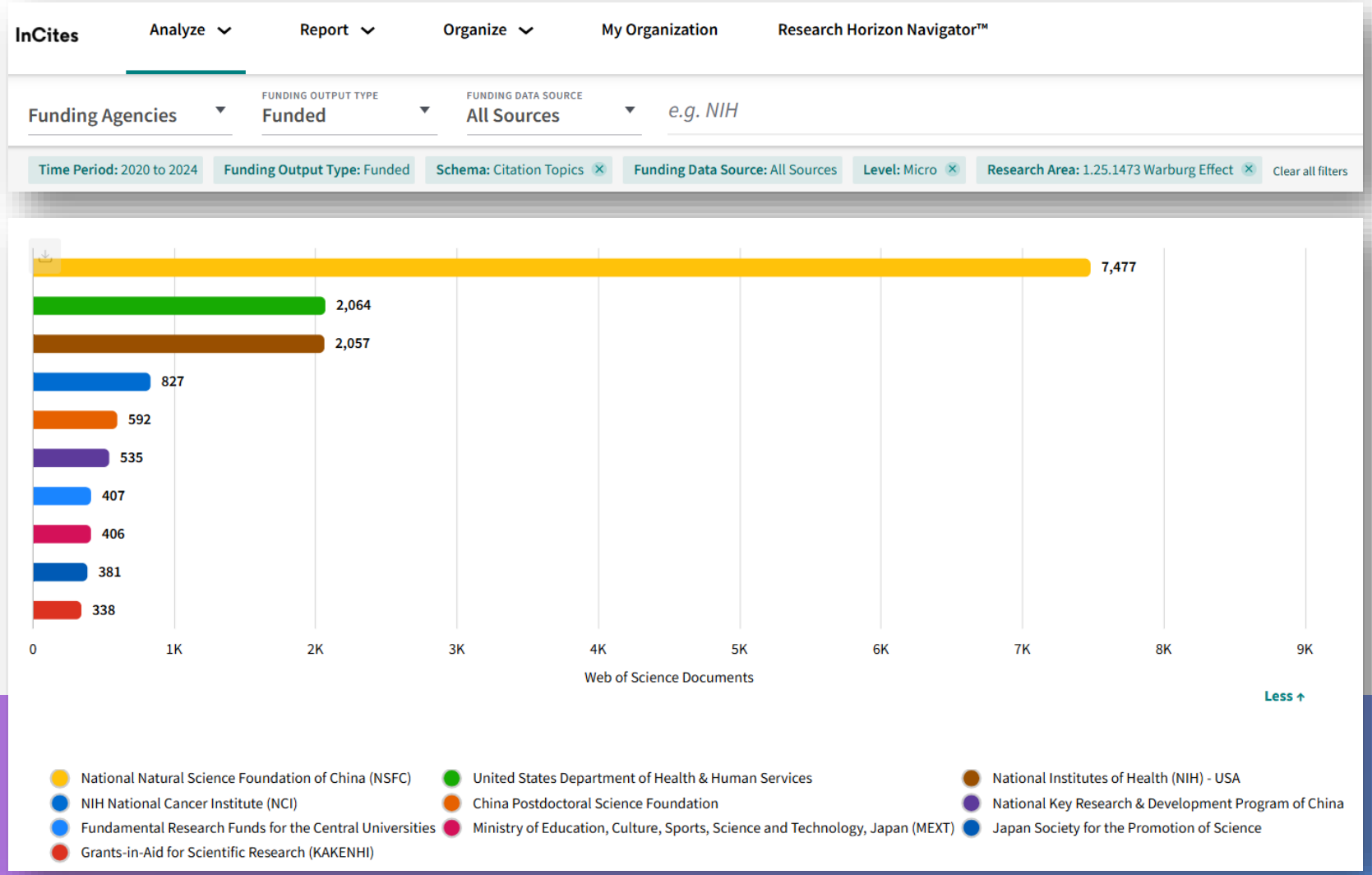


**Level of analysis**

- Funding Agencies

**Useful filters**

- Research Area: Citation Topics, Emerging topics, SDG

Other Options:

- Funding Agency Location

**Useful Metrics**

- Web of Science Documents
- % All Open Access Documents


© 2025 Clarivate

Clarivate™

# Vă mulțumesc

**Adriana Filip**
Senior Manager, Customer Success Consulting
Adriana.Filip@clarivate.com

**About Clarivate**

Clarivate is the leading global information services provider. We connect people and organizations to intelligence they can trust to transform their perspective, their work and our world. Our subscription and technology-based solutions are coupled with deep domain expertise and cover the areas of Academia & Government, Life Sciences & Healthcare and Intellectual Property. For more information, please visit clarivate.com

**© 2023 Clarivate**

Clarivate and its logo, as well as all other trademarks used herein are trademarks of their respective owners and used under license.