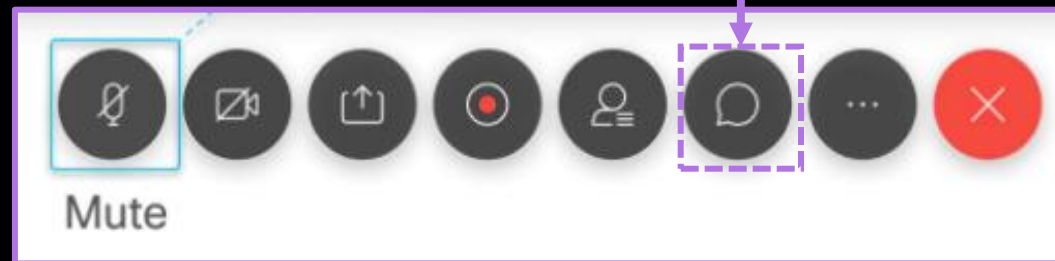


Vă mulțumesc pentru participare

Vom începe în scurt timp

Microfonul dvs. a fost dezactivat pentru a reduce zgomotul de fond.

Întrebările pot fi trimise prin **Chat**.



Web of Science
Journal Citation Reports
Essential Science Indicators
InCites

www.webofscience.com
www.jcr.clarivate.com
www.esi.clarivate.com
www.incites.clarivate.com

Portal de formare

<https://clarivate.com/academia-government/training-support/>

Site web regional

<https://clarivate.libguides.com/europe/romanian>

Adriana Filip

Senior Manager
Customer Success Consulting

Adriana.Filip@clarivate.com



Sprijinirea gestionării colecțiilor și a acordurilor transformative

Acorduri transformative: opinii în mass-media și bloguri






***Research**Professional News


UK Europe USA Australia & NZ Africa World Opinion Funding Insight Highlighted Funding Op

< Go back **POLICY** 04 AUG 2025

Transformative deals accelerating open access, says publisher

By Frances Jones

Share     



Los 45 millones que las universidades pagan cada año a las editoriales científicas dejan fuera el 90% de los artículos

Los acuerdos incluyen un número limitado de textos a publicar cada año; escalar los pactos a toda la producción anual costaría 300 millones de euros más, calcula un catedrático

— Cuatro editoriales cobran 170 millones en cuatro años a las universidades españolas y el CSIC por leer y publicar artículos científicos

Daniel Sánchez Caballero

31 de enero de 2023 -22:44 h Actualizado el 03/02/2023 -12:29 h  26

LSE THE LONDON SCHOOL OF ECONOMICS AND POLITICAL SCIENCE

LSE Blogs

Politics Economics Business Technology Sustainability Society World Book Reviews

LSE Impact

Understanding impact and practice in academic research

About Latest Submissions Follow Us

Caroline Edwards
March 31st, 2025

Academic libraries cannot afford to carry on with transformative agreements

***Research**Professional News

UK Europe USA Australia & NZ Africa World Opinion Funding Insight Highlighted Funding Op

< Go back **RESEARCH EUROPE** 11 JUL 2024

Italian open-science association seeks end to transformative deals


By Fabio Turone in Milan


Share     



Association president says agreements have not shifted scholarly publishing to open access as planned

Acorduri transformative: ce se afirmă în publicațiile științifice

 25 GB



I will now proceed to create a literature review using the first 25 articles from the search results. I will use the information.

Literature Review on Transformative Agreements and Their Implications for University Budgets

Introduction

Transformative agreements have increasingly become a focal point in the shift towards transition traditional subscription-based models to open access by integrating publishing. This review explores the implications of transformative agreements on university budget and open access publishing, drawing from 25 selected articles published from 2010 onwards.

Common Themes/Key Findings

- 1. Financial Implications for University Budgets**

Transformative agreements often lead to an increase in immediate costs...

Referenced Documents

Dodd, A. (2024). Navigating Open Access and Transformative Agreements A Case Study of the University of Maryland. LIBRARY RESOURCES & TECHNICAL SERVICES, 68(1-2). doi:10.5860/lrts.68n1.8219 [Dodd, 2024]

Cassella, M. (2024). Beyond transformative agreements. Library strategies towards Open Science. J LIS.IT, 15(2). doi:10.36253/jlis.it-592 [Cassella, 2024]

Pinhasi, R., Blechl, G., & Schubert, B. (2018). The weakest link - workflows in open access agreements: the experience of the Vienna University Library and recommendations for future negotiations. INSIGHTS-THE UKSG JOURNAL, 31. doi:10.1629/uksg.419 [Pinhasi et al., 2018]

Machovec, G. (2020). Selected Tools and Services for Analyzing and Managing Open Access Journal Transformative Agreements. JOURNAL OF LIBRARY ADMINISTRATION, 60(3), 301-307. doi:10.1080/01930826.2020.1727280 [Machovec, 2020]

Baldwin, J., & Cavanagh, P. (2024). When will we be transformed? Reflections on the experience of working with transformative agreements as a cross-library working group. INSIGHTS-THE UKSG JOURNAL, 37, 1-7. doi:10.1629/uksg.645 [Baldwin and Cavanagh, 2024]

Parmhed, S., & Sall, J. (2023). Transformative agreements and their practical impact: a librarian perspective. INSIGHTS-THE UKSG JOURNAL, 36. doi:10.1629/uksg.612 [Parmhed and Sall, 2023]




Arning, U. (2025). Scholar-led publishing and diamond open access: The professionalised role of libraries. IFLA JOURNAL-INTERNATIONAL FEDERATION OF LIBRARY ASSOCIATIONS, 51(1), 61-66. doi:10.1177/03400352241287128 [Arning, 2025]

Goddard, M. W., & Brundy, C. (2024). Open Access Workflows for Academic Libraries. COLLEGE & RESEARCH LIBRARIES, 85(4), 503-515. [Goddard and Brundy, 2024]

Sterman, L. B. (2024). Cost, Advocacy, and a Mechanism for Transformation The Proposed Power of Open Access Funds. LIBRARY RESOURCES & TECHNICAL SERVICES, 68(3). doi:10.5860/lrts.68n3.8101 [Sterman, 2024]

Note: The list includes all articles used in the review. Some articles are not directly cited in the text but were used to inform the review's conclusions and hypotheses.

Please let me know if you need any further assistance or modifications to the review.

  Copy Text  Download as PDF  Export references as CSV

Acorduri transformative: ce se afirmă în publicațiile științifice

Acordurile transformative au devenit din ce în ce mai mult un punct central în trecerea către publicarea în acces deschis. **Aceste acorduri vizează tranziția de la modelele tradiționale bazate pe abonamente la accesul deschis**, prin integrarea costurilor de publicare în bugetele bibliotecilor/universităților.

Complexitatea gestionării financiare crește, deoarece bibliotecile trebuie să urmărească atât costurile de abonament, cât și cele de publicare, ceea ce necesită noi instrumente și sisteme pentru gestionarea bugetului și negociere.

De asemenea, acestea se confruntă cu **dificultăți în urmărirea faptului dacă acordurile cresc efectiv producția în acces deschis și în gestionarea complexității administrative** a monitorizării conformității, eligibilității autorilor și cerințelor de raportare.

Bibliotecile se confruntă cu **provocări operaționale**, inclusiv adaptarea fluxurilor de lucru pentru gestionarea acordurilor de acces liber, care necesită adesea resurse administrative și expertiză suplimentare.

Referințe :

- Dodd, A. (2024). Navigating Open Access and Transformative Agreements A Case Study of the University of Maryland. LIBRARY RESOURCES & TECHNICAL SERVICES, 68(1-2). doi:10.5860/Irts.68n1.8219 [Dodd, 2024]
- Parmhed, S., & Sall, J. (2023). Transformative agreements and their practical impact: a librarian perspective. INSIGHTS-THE UKSG JOURNAL, 36. doi:10.1629/uksg.612 [Parmhed and Sall, 2023]
- Machovec, G. (2020). Selected Tools and Services for Analyzing and Managing Open Access Journal Transformative Agreements. JOURNAL OF LIBRARY ADMINISTRATION, 60(3), 301-307. doi:10.1080/01930826.2020.1727280 [Machovec, 2020]
- Pinhasi, R., Blechl, G., & Schubert, B. (2018). The weakest link - workflows in open access agreements: the experience of the Vienna University Library and recommendations for future negotiations. INSIGHTS-THE UKSG JOURNAL, 31. doi:10.1629/uksg.419 [Pinhasi et al., 2018]
- Baldwin, J., & Cavanagh, P. (2024). When will we be transformed? Reflections on the experience of working with transformative agreements as a cross-library working group. INSIGHTS-THE UKSG JOURNAL, 37, 1-7. doi:10.1629/uksg.645 [Baldwin and Cavanagh, 2024]

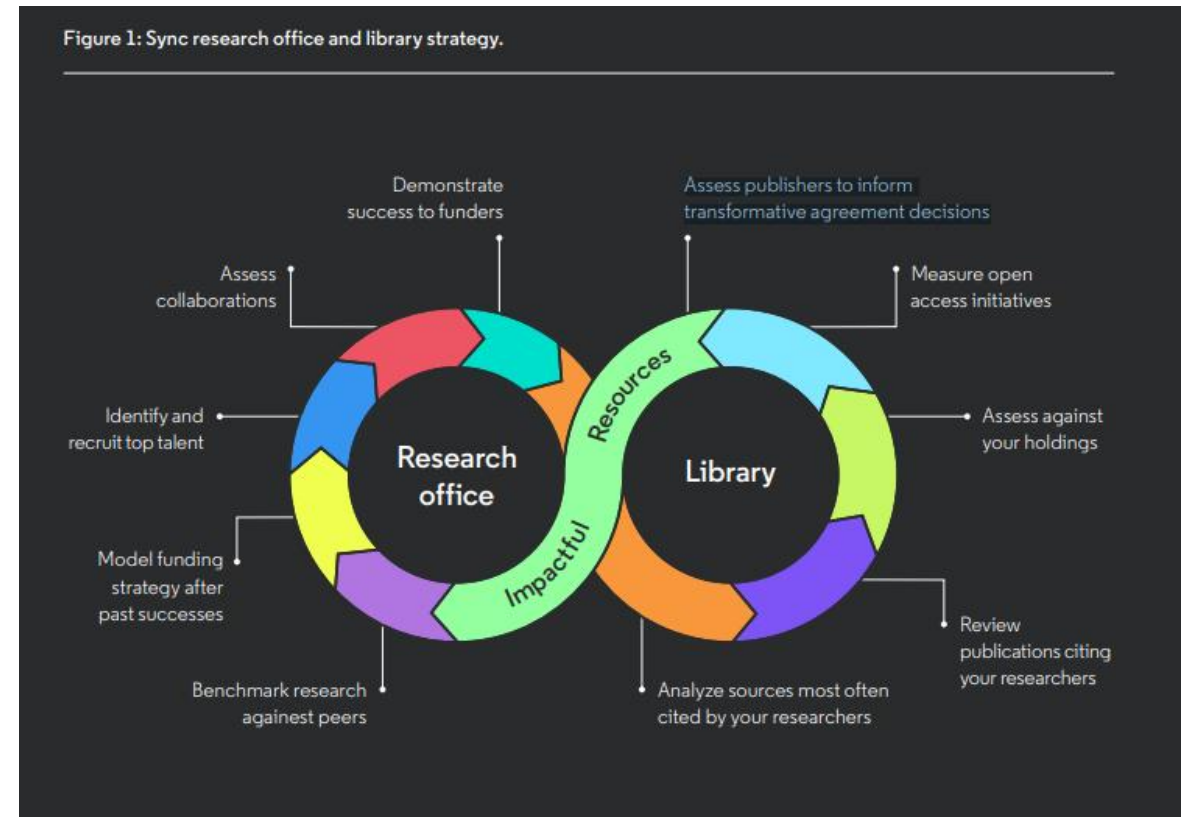
Ce date analizează editorii pentru previziuni?

Consortiile principale negociază APC-urile (taxele de procesare a articolelor) pe baza unei posibile evoluții a publicațiilor lor în reviste/editori cu autorii corespunzători (*Corresponding Authors* în InCites).

Cu cât mai multe reviste respectă acordurile transformative, cu atât mai multe articole vor fi accesibile în acces deschis.

O monitorizare strictă a producției științifice a fiecărei instituții în funcție de autorii corespunzători, asociată cu monitorizarea evoluției publicațiilor în regim de acces deschis, asigură negocierea pe baza unor date obiective.

- ✓ Biblioteca joacă un rol fundamental în aceste negocieri
- ✓ Clarivate oferă instrumente care ajută în aceste negocieri



Ce date analizează editorii pentru previziuni?

Monitorizarea tendințelor privind accesul deschis în Web of Science

Search > Results for Bucharest University of Economic Studies (Affiliation)

13,825 results from Web of Science Core Collection for:

Bucharest University of Economic Studies (Affiliation) [Copy query link](#)

+ Add Keywords Quick add keywords: < + romania + romanian companies + romanian economy + individual employ >

13,825 Documents You may also like... [Analyze Results](#) [Citation Report](#) [Create Alert](#)

Refine results [Export Refine](#)

Search within results...

Quick Filters

- Highly Cited Papers 83
- Hot Papers 10
- Review Article 129
- Early Access 58
- Open Access 4,726

0/13,825 [Add To Marked List](#) [Export](#) [Sort by Relev](#)

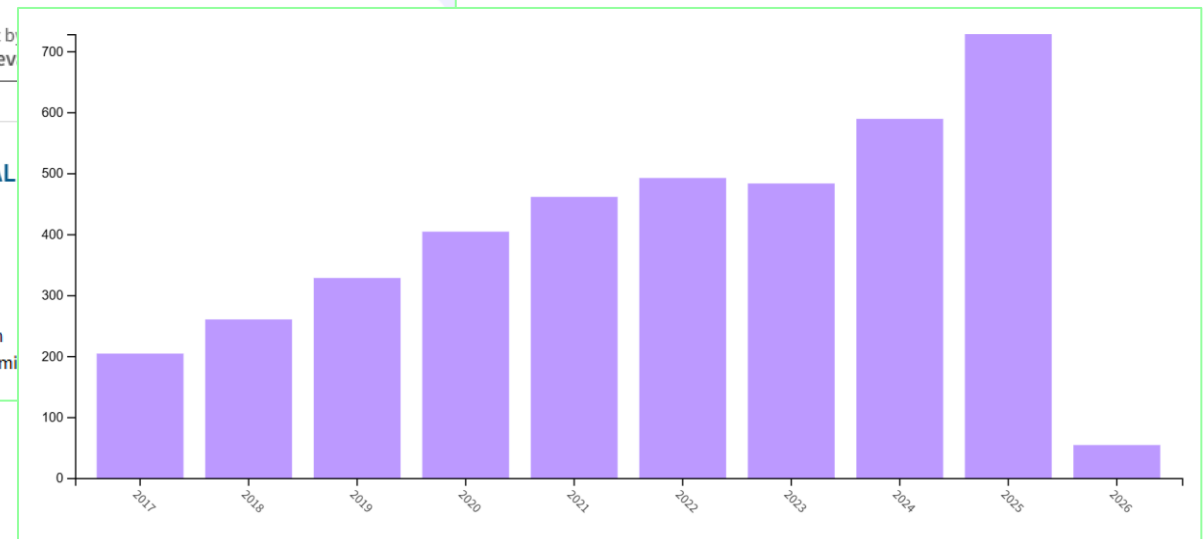
1 **BUILDING SUPPLY CHAIN RESILIENCE WITH DIGITAL TECHNOLOGIES: A QUALITATIVE ANALYSIS**

Petrariu, IR; Robu, RG; (...); Nicolaiuc, DT
Feb 2026 | AMFITEATRU ECONOMIC 28(71), pp.164-182

The capacity of businesses to produce and distribute their goods has been significantly hampered by a variety of extensive challenges, such as epidemi energy crises, political unrest, terrorism, and ever ... [Show more](#)

Open Access ⓘ ^

- All Open Access 4,726
- Gold 3,031
- Gold-Hybrid 1,166
- Free to Read 418
- Green Published 132
- Green Accepted 52
- Green Submitted 2,472



Ce date analizează editorii pentru previziuni?

Consortiile negociază APC-urile pe baza unei posibile evoluții a publicațiilor lor în reviste/editori cu autorii corespunzători (*Corresponding Authors* în InCites)

< Back to all filters

FILTER BY:

Author Position (2008-Present)

Filters publications based on whether an author from the selected organization appears in the first, last, or corresponding author position.

Include Only ▾

Corresponding ✕

e.g. First

FILTER BY:

Publisher

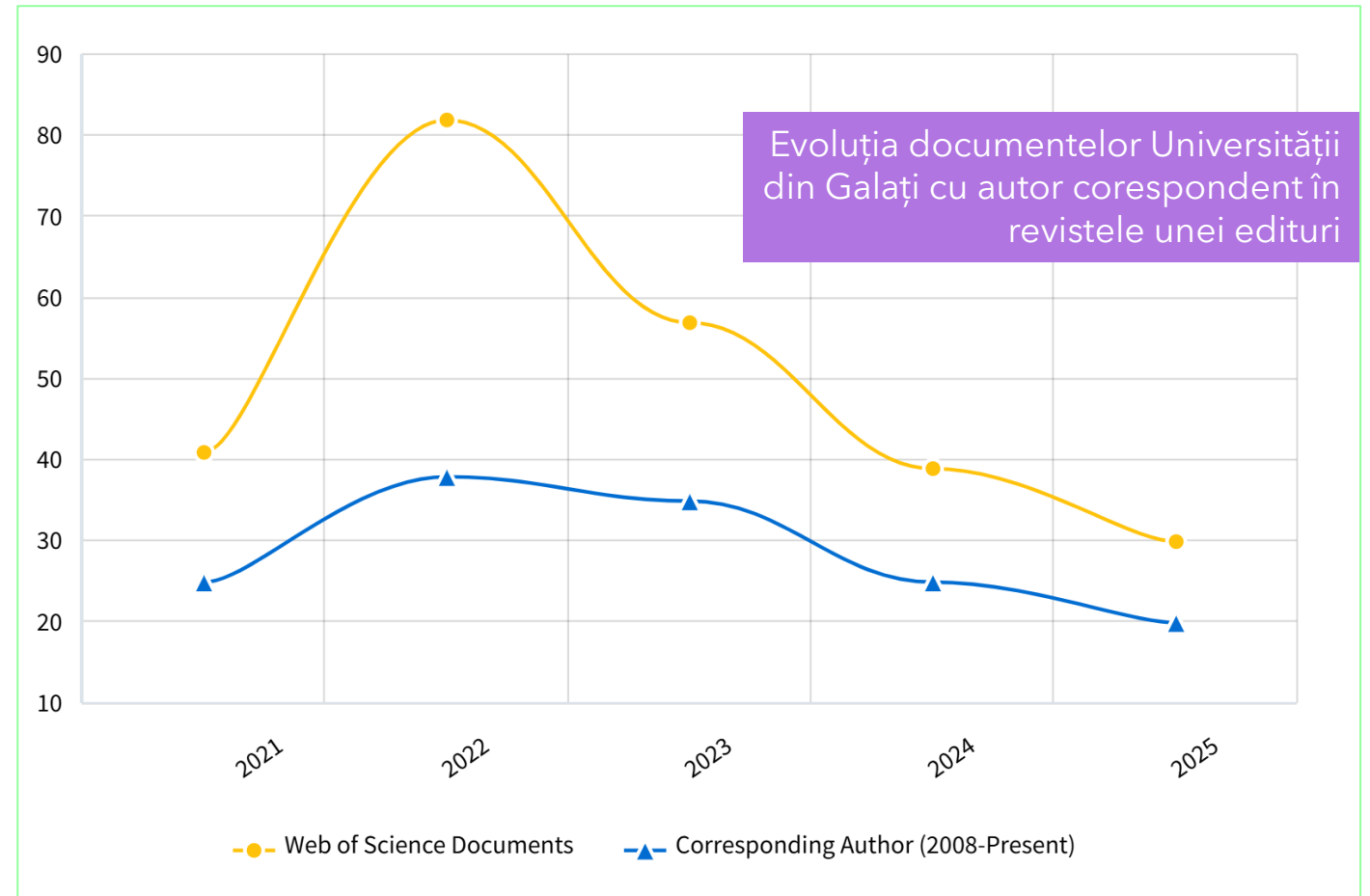
Filters publications based on the publisher of the publication source.

Publisher Type

All ▾

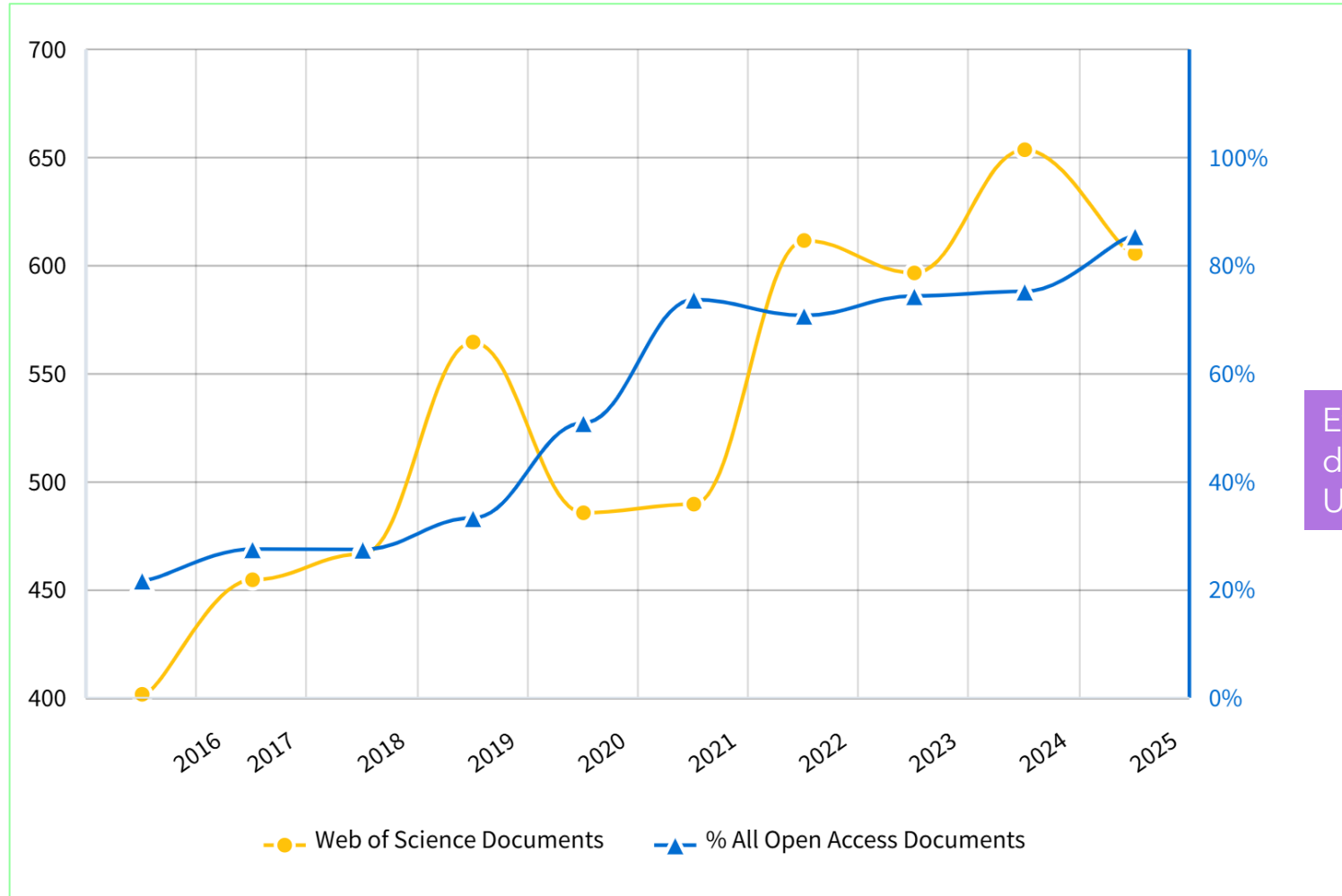
Include Only ▾

e.g. AMER CHEMICAL SOC 🔍



Ce date analizează editorii pentru previziuni?

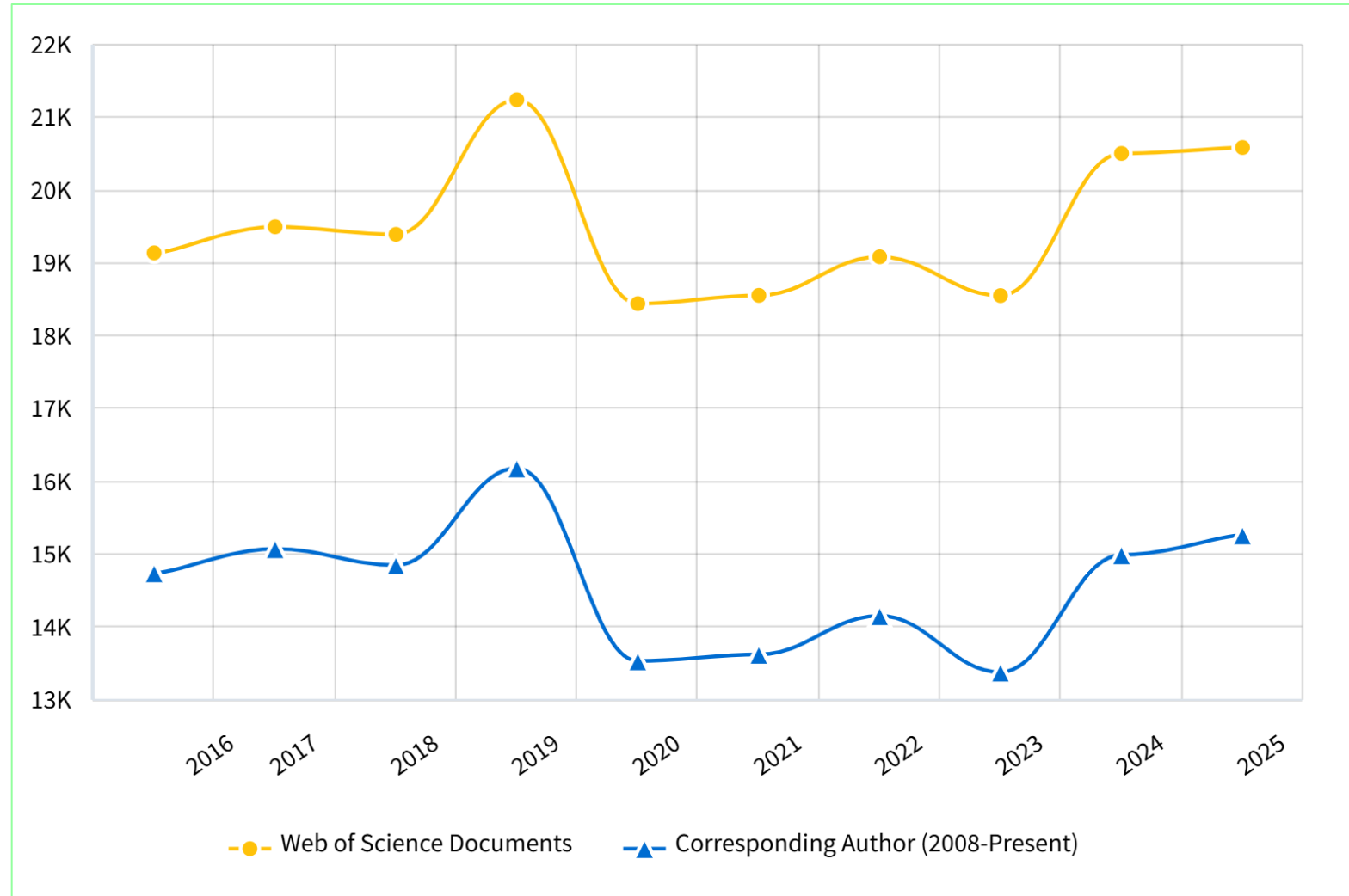
O monitorizare a producției științifice a fiecărei instituții în funcție de autorii corespunzători, asociată cu monitorizarea evoluției publicațiilor în regim de acces deschis, asigură negocierea pe baza unor date obiective



Evoluția pe 10 ani a procentului de documente cu acces deschis ale Universității din Galați

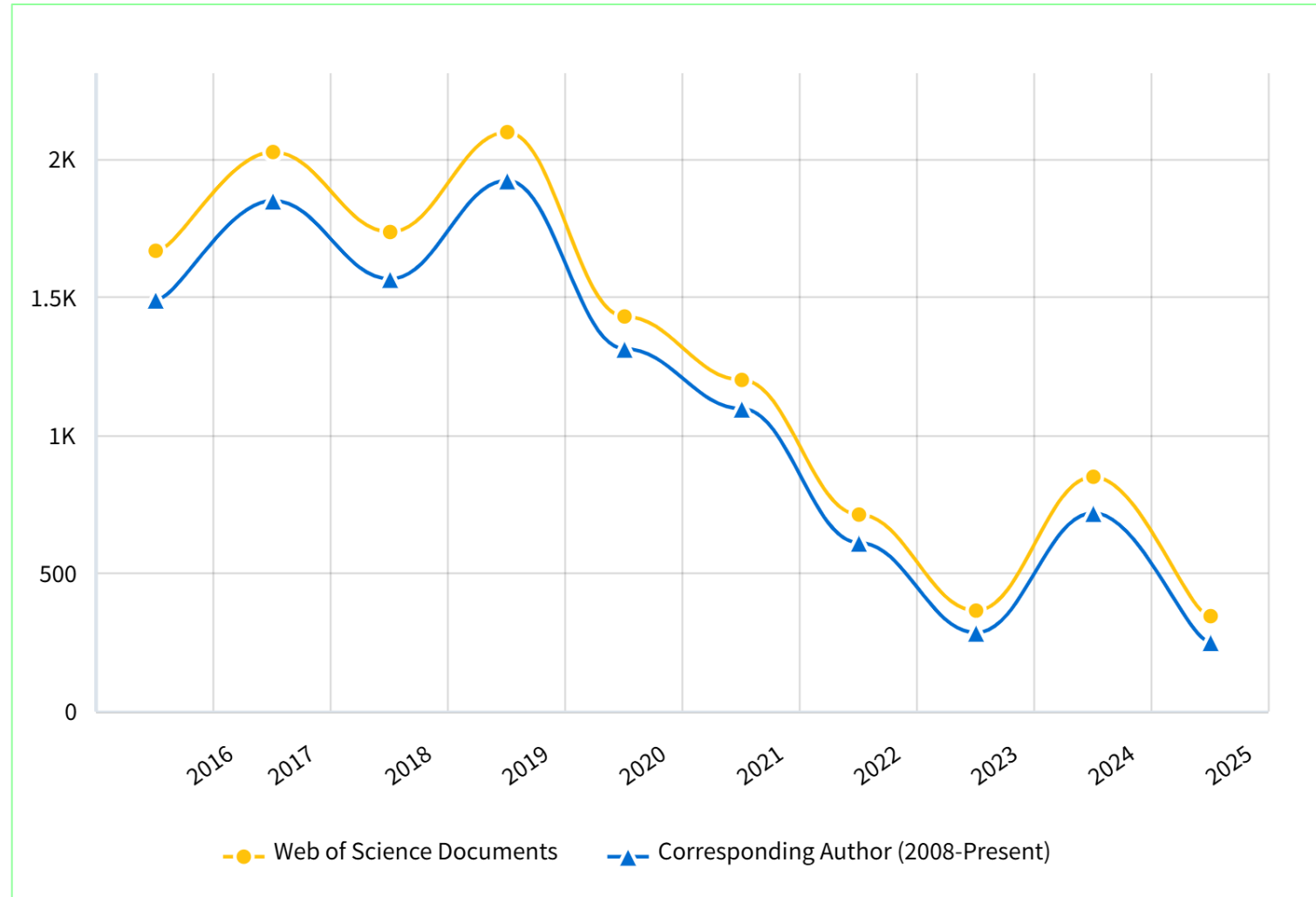
Cazul unui editor

Evoluția producției științifice în România cu poziția de autor corespondent



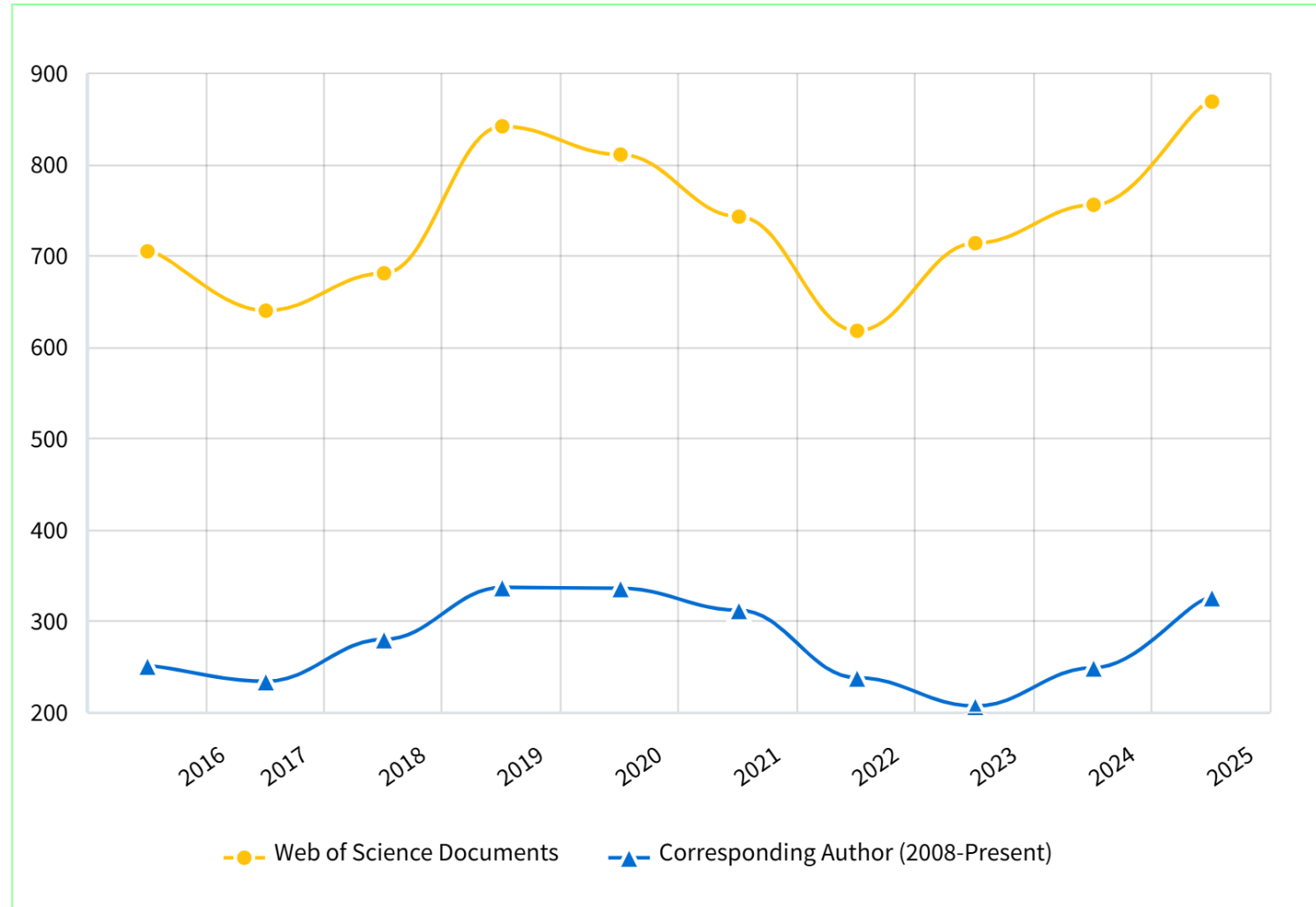
Cazul unui editor

Evoluția producției științifice în România cu poziția de autor corespondent la o anumită editură



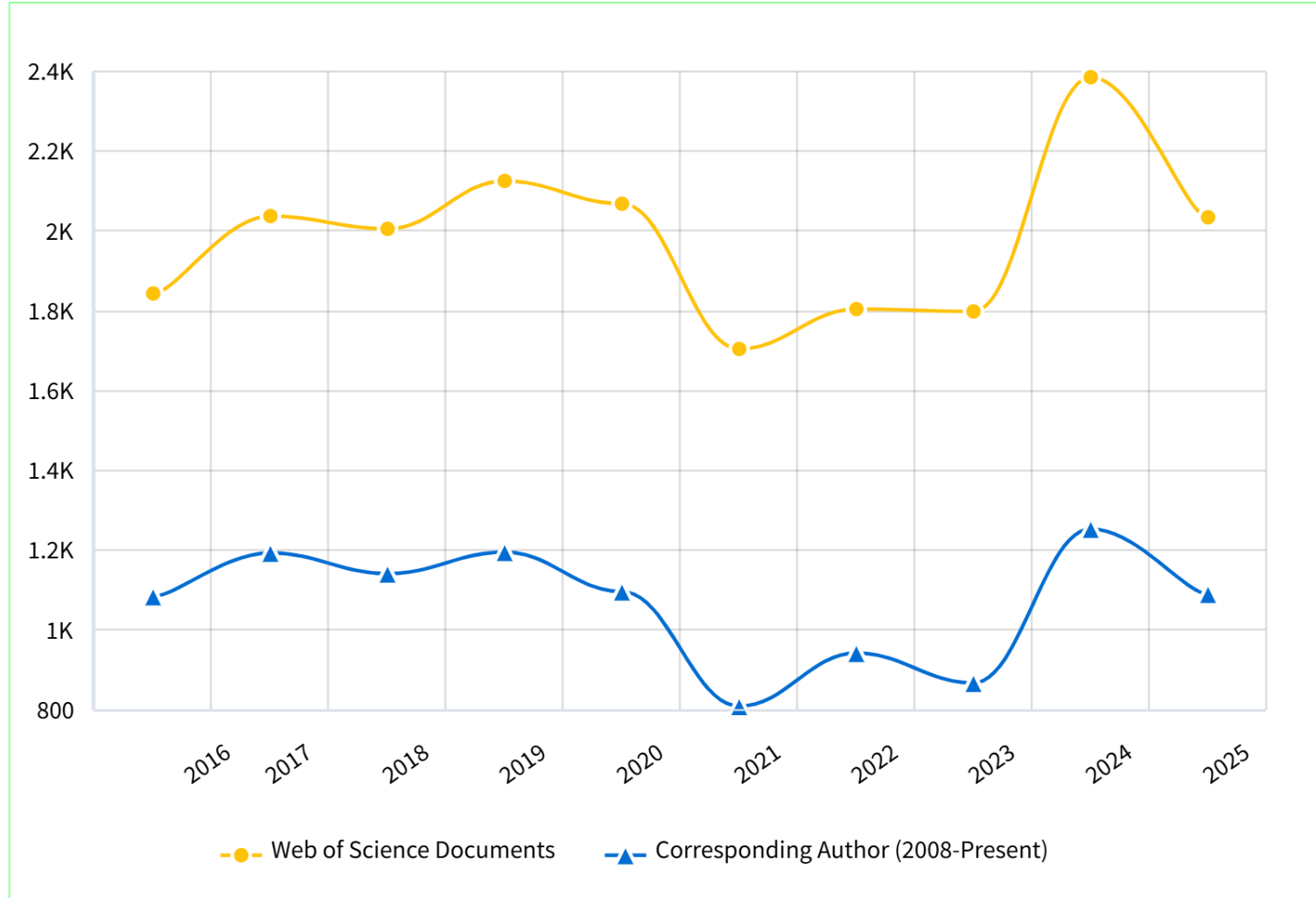
Cazul unui editor

Evoluția producției științifice în România cu poziția de autor corespondent la o anumită editură



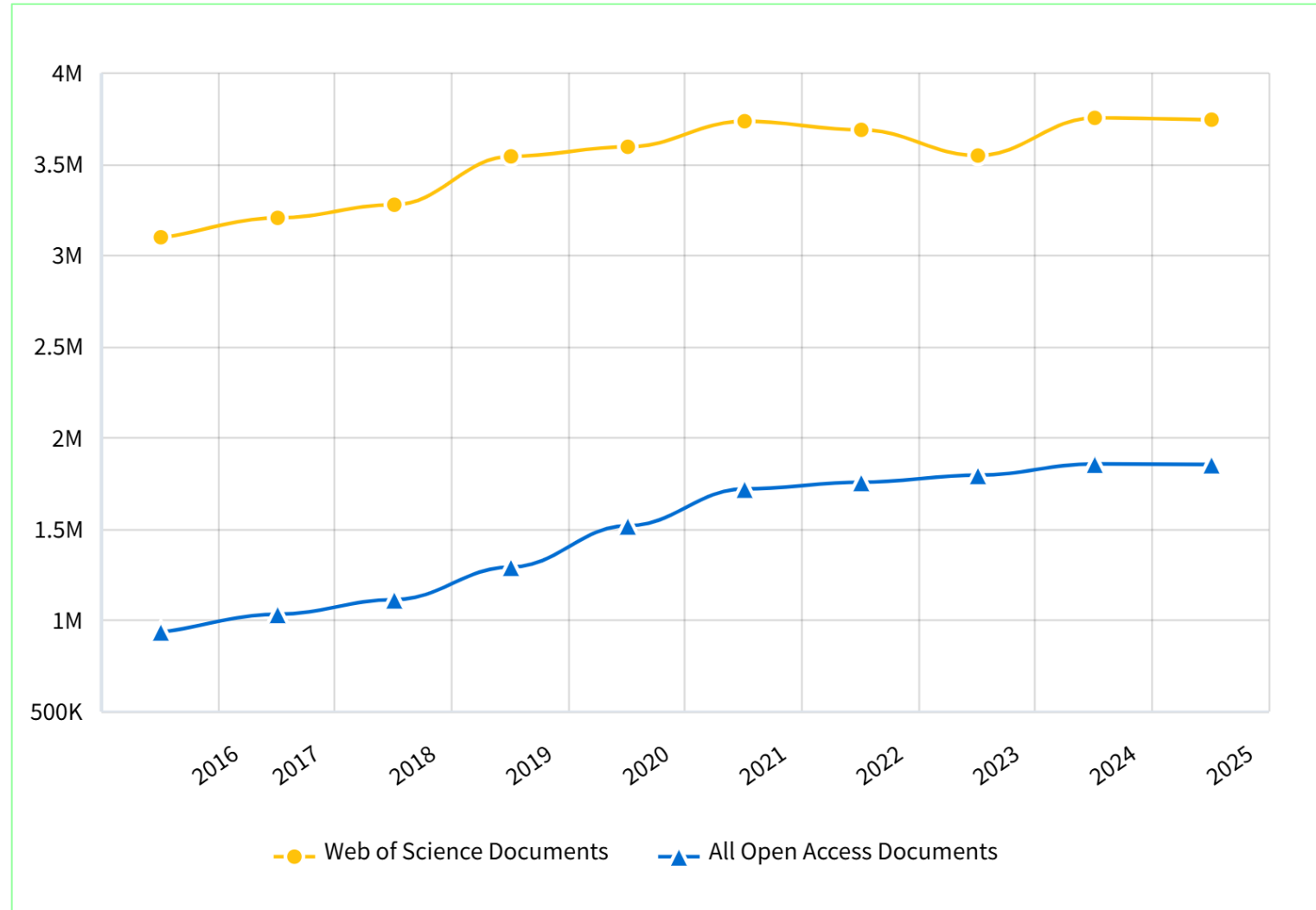
Cazul unui editor

Evoluția producției științifice în România cu poziția de autor corespondent la o anumită editură



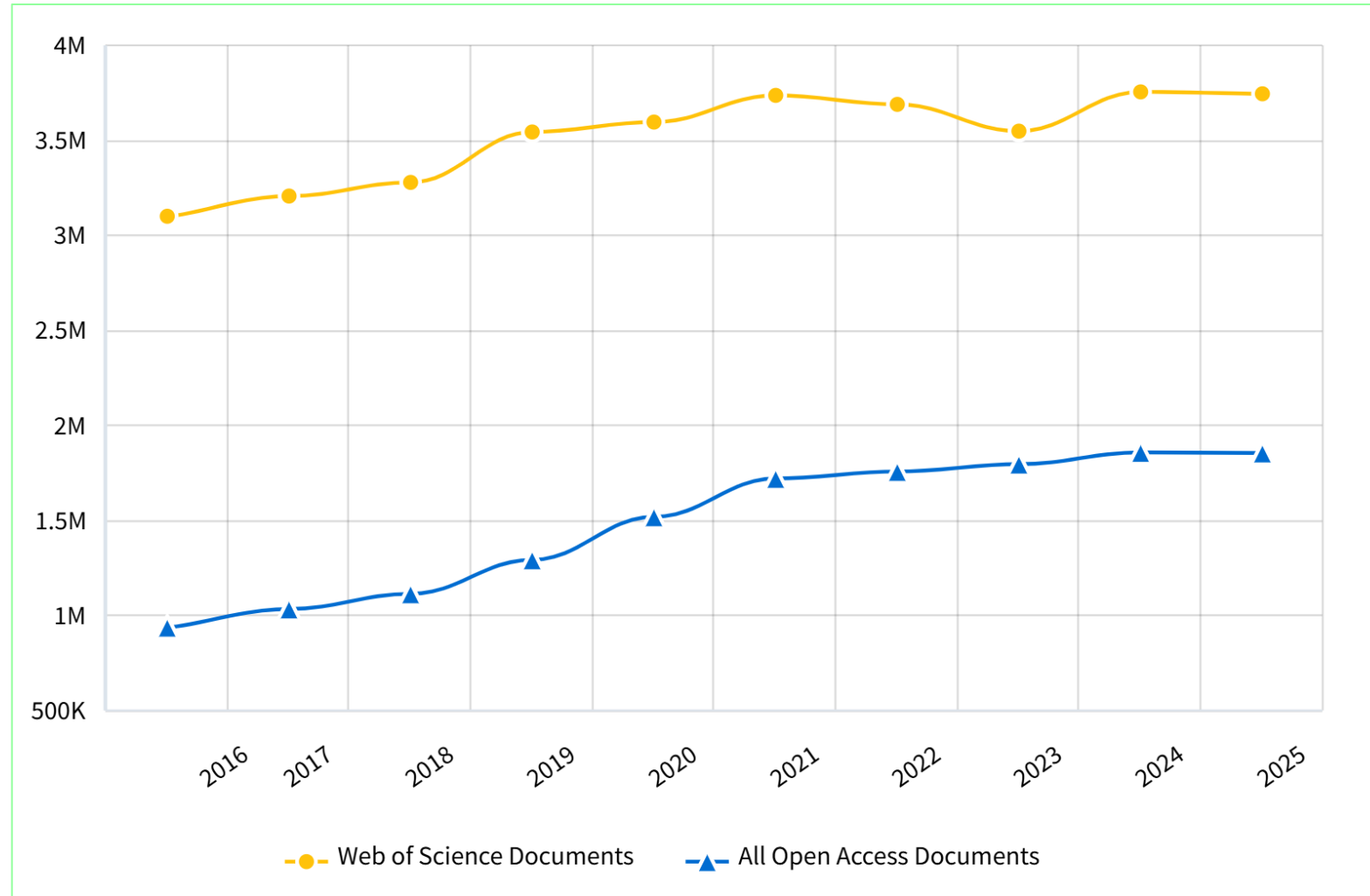
Cazul unui editor

Evoluția producției științifice a unui editor



Cazul unui editor

Evoluția producției științifice a unui editor



Cazul unor editori

Evoluția documentelor din Rep. Moldova în revistele unor editori

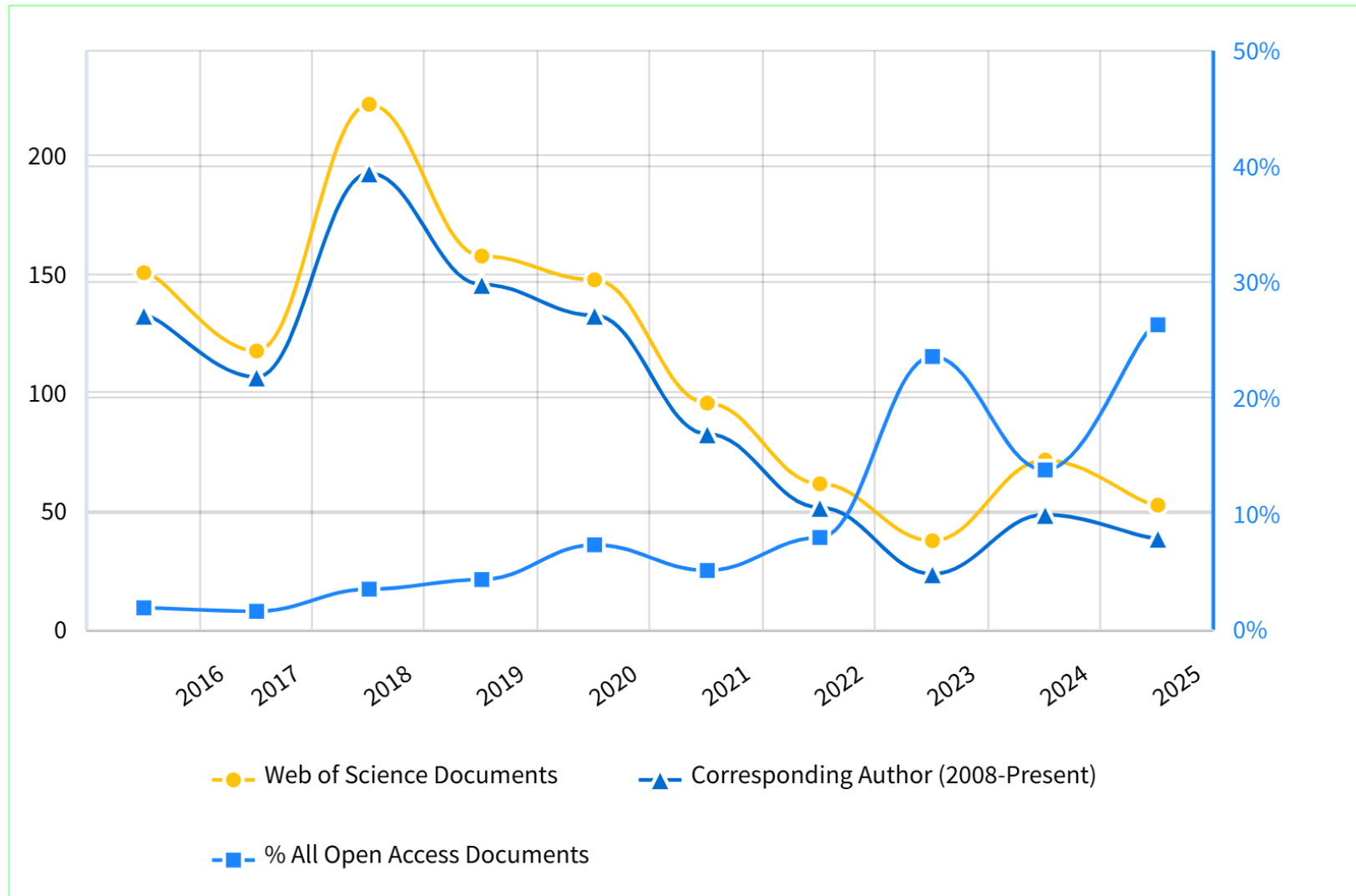
Publication Year	All	Wiley	% Wiley	Springer Nature	% Springer Nature	Elsevier	% Elsevier
2016	731	38	5%	149	20%	81	11%
2017	632	37	6%	67	11%	78	12%
2018	735	54	7%	71	10%	82	11%
2019	709	51	7%	47	7%	83	12%
2020	702	43	6%	141	20%	88	13%
2021	608	49	8%	44	7%	87	14%
2022	569	36	6%	57	10%	49	9%
2023	634	38	6%	47	7%	69	11%
2024	633	35	6%	63	10%	83	13%
2025	779	47	6%	154	20%	86	11%

Cazul unor editori

Evoluția documentelor din Rep. Moldova cu autor corespondent în revistele unor edituri

Publication Year	% Corresponding Author	Wiley	Springer Nature	Elsevier
2016	59.37	7	93	27
2017	59.34	11	25	27
2018	57.96	13	38	26
2019	53.31	7	13	22
2020	53.28	2	100	27
2021	46.05	5	10	30
2022	52.55	5	25	13
2023	51.1	6	19	21
2024	44.39	8	30	15
2025	50.71	7	111	14

Evoluția producției științifice cu autorii corespunzători



Evoluția publicațiilor Universității Politehnice din Timișoara în revistele unei anumite edituri, cu poziția de autor corespondent

Utilizând filtrele InCites pentru autorul corespondent, selectând instituția dvs. în câmpul „Organization Name” și editura pe care doriți să o analizați, puteți obține informații valoroase pentru negocierile dvs. cu revistele/editorii.

Evoluția OA pentru o organizație, pentru un editor

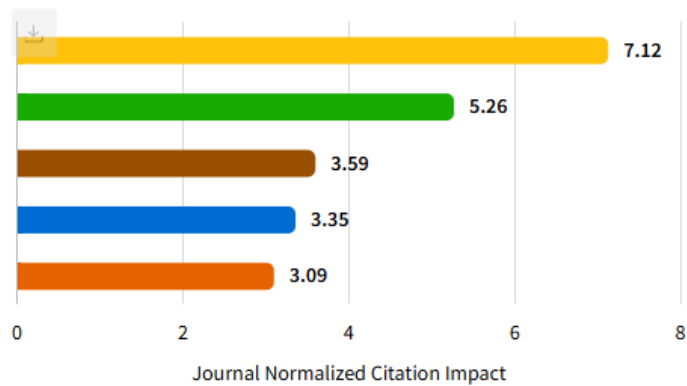
<p>Dataset</p> <p>InCites Dataset</p> <p><input checked="" type="checkbox"/> Include ESCI documents ⓘ</p> <p>Publication Date</p> <p>2016 2025</p>	<table><thead><tr><th><input type="checkbox"/> Organization Name ...</th><th>Web of Science Documents</th><th>Corresponding Author (2008- Present)</th><th>All Open Access Documents</th><th>Gold Documents</th><th>Gold - Hybrid Documents</th></tr></thead><tbody><tr><td><input type="checkbox"/> Moldova State University</td><td>189</td><td>105</td><td>171</td><td>136</td><td>16</td></tr></tbody></table>	<input type="checkbox"/> Organization Name ...	Web of Science Documents	Corresponding Author (2008- Present)	All Open Access Documents	Gold Documents	Gold - Hybrid Documents	<input type="checkbox"/> Moldova State University	189	105	171	136	16
<input type="checkbox"/> Organization Name ...	Web of Science Documents	Corresponding Author (2008- Present)	All Open Access Documents	Gold Documents	Gold - Hybrid Documents								
<input type="checkbox"/> Moldova State University	189	105	171	136	16								

Utilizând filtrele InCites pentru autorul corespondent, selectând instituția dvs. în câmpul „Organization Name” și editura pe care doriți să o analizați, puteți obține informații valoroase pentru negocierile dvs. cu revistele/editorii.

Reviste de top

In which journals do National University of Science & Technology POLITEHNICA Bucharest authors outperform the average journal citation rate? ⋮

Journals are ranked by Journal Normalized Citation Impact, identifying journals where the selected institution is having the most impact with respect to other documents published in the journal.



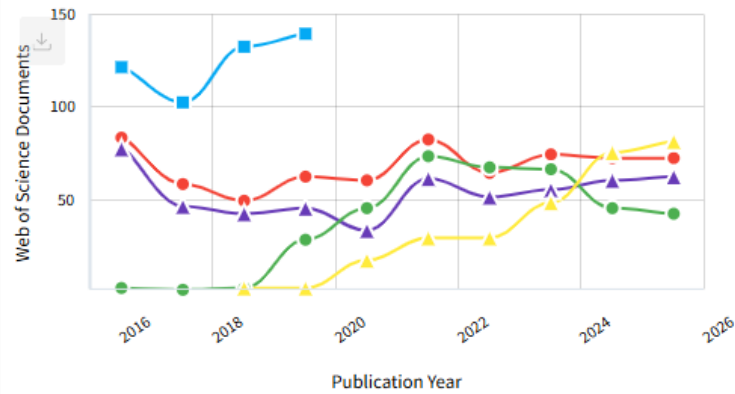
Less ↑

- EDUCATION SCIENCES
- JOURNAL OF INSTRUMENTATION
- 12TH INTERNATIONAL TECHNOLOGY, EDUCATION AND DEVELOPMENT CONFERENCE
- OPTIMIZATION
- 2017 5TH INTERNATIONAL SYMPOSIUM ON ELECTRICAL AND ELECTRONICS ENGINEERING

[View Data](#)

In which journals do National University of Science & Technology POLITEHNICA Bucharest authors publish most frequently? ⋮

Journals are ranked by the number of documents the selected institution has published in each journal.



Less ↑

- UNIVERSITY POLITEHNICA OF BUCHAREST SCIENTIFIC BULLETIN SERIES B-CHEMICAL ENGINEERING
- ▲ UNIVERSITY POLITEHNICA OF BUCHAREST SCIENTIFIC BULLETIN SERIES C-ELECTRONICS ENGINEERING
- REVISTA DE CHIMIE
- MATERIALS
- ▲ APPLIED SCIENCES-BASEL

[View Data](#)

Reviste de top

Filters Indicators Baselines

Narrow the results in the table.

Dataset
InCites Dataset

Include ESCI documents ⓘ

Publication Date

2016 2025
START END

[Select a different range](#)

InCites dataset updated Feb 27, 2026. Includes Web of Science content indexed through Jan 31, 2026.

TABLE VISUAL

5 publication sources (165 documents) Find in table Sorted by Journal Normalized Citation Impact Add indicator Download

<input type="checkbox"/> Publication Source Name ...	Web of Science Documents ...	Times Cited ...	Journal Normalized Citation Impact ...
<input type="checkbox"/> IEEE COMMUNICATIONS MAGAZINE	16	241	1.75
<input type="checkbox"/> IEEE ACCESS	104	844	0.75
<input type="checkbox"/> IEEE GEOSCIENCE AND REMOTE SENSING LETTERS	15	163	0.57
<input type="checkbox"/> IEEE TRANSACTIONS ON GEOSCIENCE AND REMOTE SENSING	12	114	0.42
<input type="checkbox"/> IEEE JOURNAL OF SELECTED TOPICS IN APPLIED EARTH OBSERVATIONS AND REMOTE SENSING	18	181	0.35

Puteți utiliza rapoartele *Publisher* sau efectua o analiză prin JNCI și instituția dvs. pentru a înțelege în mod obiectiv modul în care publicațiile dvs. contribuie la impactul revistei.

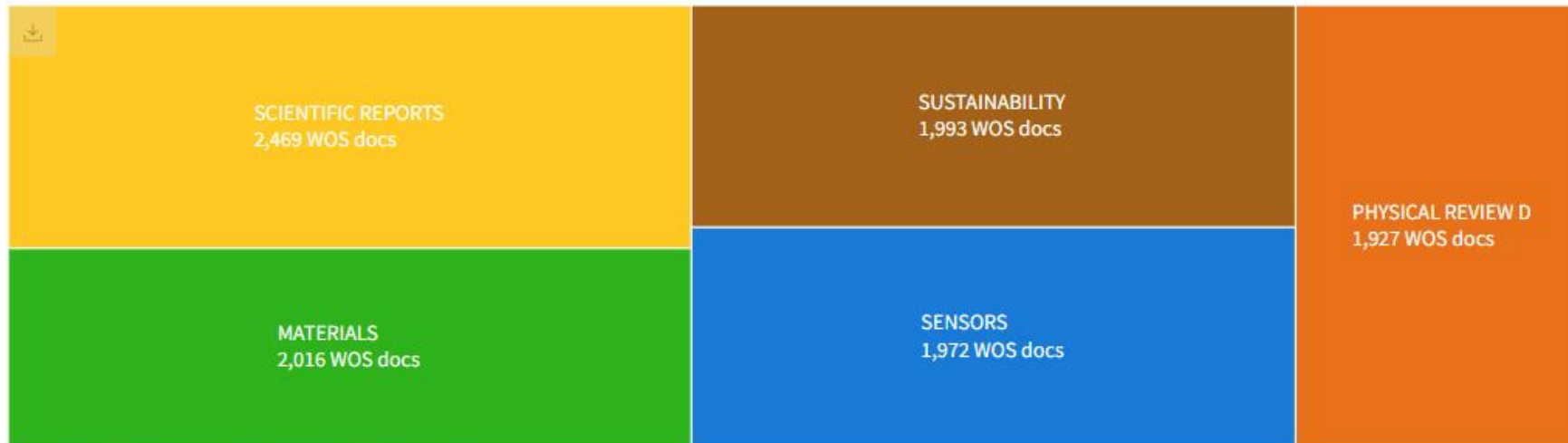
Aliniați resursele bibliotecii la nevoile cercetătorilor

Luăți decizii cu privire la gestionarea colecțiilor dvs. utilizând date fiabile

Cited Journals

Which journals are National University of Science & Technology POLITEHNICA Bucharest authors citing? ⋮

Cited journals are ranked by the number of Web of Science documents cited by the selected institution and includes documents cited 2006 to present by documents published within the time period selected.

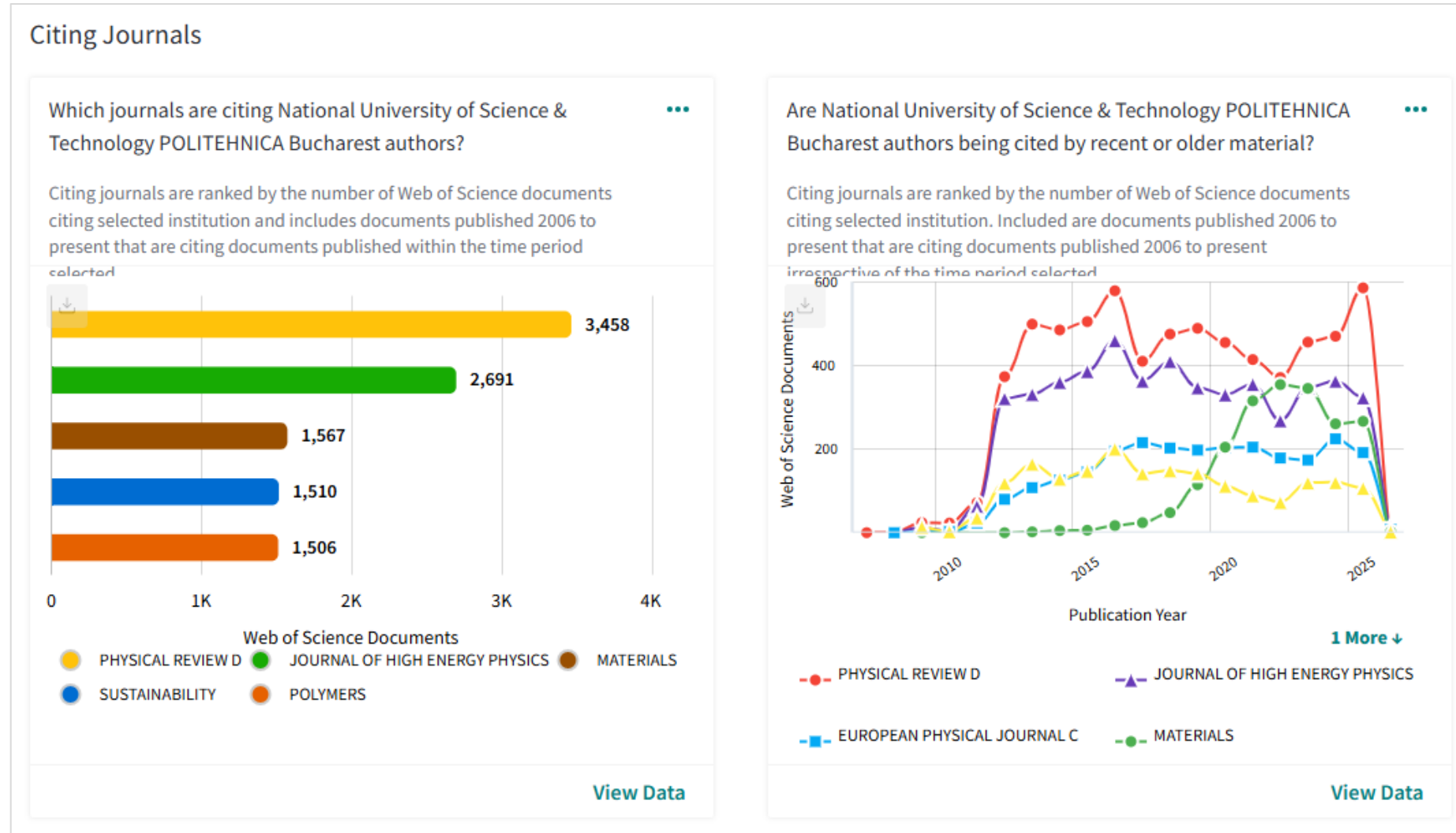


Box size indicates number of Web of Science Documents

[View Data](#)

Aliniați resursele bibliotecii la nevoile cercetătorilor

Luați decizii cu privire la gestionarea colecțiilor dvs. utilizând date fiabile



Caz practic: Analiza rentabilității investiției (ROI) pentru acordurilor transformative

The screenshot shows the Clarivate InCites interface. At the top, there are navigation tabs: InCites, Analyze, Report, Organize, My Organization, and Research Horizon Navigator™. Below this, there are search filters for Publication Sources, with a search bar containing 'e.g. Nature'. A purple box highlights the filter bar, which includes: Time Period: 2024 to 2024, Organization Name: Leiden University, Document Type: Article, Review, Open Access: Gold, Gold - Hybrid, Author Position (2008-Present): Corresponding, Schema: Web of Science, and Publisher: Springer Nature (Unified). Below the filters, there are tabs for Filters, Indicators, and Baselines. The main content area shows a table of 214 publication sources, sorted by Web of Science Documents. The table has columns for Publication Source Name, Web of Science Documents, Times Cited, Rank, and % Documents Cited. The table is currently in 'TABLE' view. A purple box highlights the 'SCIENTIFIC REPORTS' row, which has 34 Web of Science Documents, 135 Times Cited, Rank 1, and 82.35% Documents Cited. Below the table, there are buttons for 'Hide', 'Show only', 'Pin to top', 'Create group', 'Delete group', and 'Create collection'. A purple box highlights the 'Hide' button. A question mark icon is visible in the bottom right corner of the table area.

Publication Source Name	Web of Science Documents	Times Cited	Rank	% Documents Cited
Baseline for All Items	381	2,396	n/a	90.81
<input checked="" type="checkbox"/> SCIENTIFIC REPORTS	34	135	1	82.35
<input type="checkbox"/> NATURE COMMUNICATIONS	18	242	2	94.44
<input type="checkbox"/> TRIALS	9	22	3	100%
<input type="checkbox"/> BMC PRIMARY CARE	6	14	4	

Următorul pas: calcularea costurilor potențiale sau a economiilor de costuri generate de un acord.

Un script Python care preia exportul din InCites și încearcă să identifice automat valorile APC: <https://github.com/clarivate/incites-to-openalex-apc/tree/main/>.

Caz practic: Analiza rentabilității investiției pentru acordurilor transformative

Câte reviste incluse în acordul transformativ sunt indexate în Web of Science Core Collection

Copiați codurile ISSN/eISSN din contractul dvs.

[Back to all filters](#)

PLEASE UPDATE SIDEBAR RESULTS BEFORE PERFORMING OTHER ACTIVITY

FILTER BY:

ISSN / eISSN / ISBN

Filters publications by their ISSN (print serials), eISSN (digital serials), or ISBN (books and conference proceedings).

Include Only

- 1096-0287 X
- 1096-1135 X
- 1365-2079 X
- 1365-3008 X
- 1446-8107 X
- + 323 more

e.g. Add multiple ISSN separate...

[Cancel](#) [Update results](#)

Aflați care sunt revistele incluse în acordul transformativ și evaluați impactul acestora

InCites Analyze Report Organize My Organization Research Horizon Navigator™

Publication Sources ISSN / eISSN / ISBN 1096-0287 X 1096-1135 X 1365-2079 X 1365-3008 X 1446-8107 X + 323 more

e.g. Add multiple ISSN separated by comma, semicolon or space

Time Period: 2024 to 2024 X ISSN / eISSN / ISBN: 1096-0287, 1096-1135, 1365-2079, 1365-3008, 1446-8107 + 323 more X Schema: Web of Science Clear all filters

Filters Indicators Baselines

Narrow the results in the table.

Dataset InCites Dataset

Include ESCI documents ⓘ

Publication Date

2024 START 2024 END

[Select a different range](#)

TABLE VISUAL

317 publication sources (23,216 docume... Find in table Sorted by Web of Science Documents Add indicator Download

Publication Source Name	Journal Impact Factor	JIF Quartile	WoS Categories
<input type="checkbox"/> EUROPEAN PSYCHIATRY	6.7	Q1	PSYCHIATRY
<input type="checkbox"/> JOURNAL OF FLUID MECHANICS	3.9	Q1	MECHANICS;PHYSICS, FLUIDS & PLASMAS
<input type="checkbox"/> BJPSYCH OPEN	3.5	Q1	PSYCHIATRY
<input type="checkbox"/> PROCEEDINGS OF THE NUTRITION SOCIETY	4.5	Q1	NUTRITION & DIETETICS

Caz practic: Analiza rentabilității investiției pentru acordurilor transformative

Aflați cum utilizează instituția acordurile transformative și care sunt revistele vizate de cercetătorii dvs.

The screenshot displays the InCites interface with the following filters applied:

- Time Period: 2024 to 2024
- ISSN / eISSN / ISBN: 1096-0287, 1096-1135, 1365-2079, 1365-3008, 1446-8107 + 323 more
- Organization Name: Semmelweis University
- Document Type: Article, Review
- Open Access: Gold, Gold - Hybrid
- Author Position (2008-Present): Corresponding
- Schema: Web of Science

The results table is sorted by Web of Science Documents and shows the following data:

Publication Source Name	Web of Science Documents	Times Cited	Rank	% Document Cited
<input checked="" type="checkbox"/> Baseline for All Items	4	18	n/a	100%
<input type="checkbox"/> EUROPEAN PSYCHIATRY	2	16	1	100%
<input type="checkbox"/> TWIN RESEARCH AND HUMAN GENETICS	1	1	2	100%
<input type="checkbox"/> EUROPEAN REVIEW	1	1	2	100%

Caz practic: Analiza rentabilității investiției pentru acordurilor transformative

Creați o colecție și vedeți care instituții au utilizat cel mai mult acordul de acces transformativ

The image shows two screenshots of the InCites software interface. The top screenshot shows the 'Publication Sources' view with a table of 317 sources. A dropdown menu is open over the 'Web of Science Documents' column, showing options to 'Sort A to Z', 'Sort Z to A', and 'Select up to first 3000'. A 'Create collection' button is highlighted at the bottom. The bottom screenshot shows the 'Organizations' view with a table of 17 organizations. A purple arrow points from the 'Create collection' button in the top screenshot to the 'Collection' filter in the bottom screenshot.

Publication Sources View:

Publication Source Name	Web of Science Documents	Times Cited	Rank	% Documents Cited
Baseline	23,216	40,799	n/a	49.33
EUROPEAN JOURNAL OF PSYCHOLOGY	1,789	629	1	15.00
JOURNAL OF PSYCHOLOGY	1,192	5,742	2	89.10
BJPSYCH OPEN	854	780	3	26.00
PROCEEDINGS OF THE NUTRITION SOCIETY	553	341	4	24.00
CARDIOLOGY IN THE YOUNG	341	337	5	48.00
PSYCHOLOGICAL MEDICINE	328	1,684		

Organizations View:

Organization Name	Web of Science Documents	Times Cited	Category Normalized Citation Impact	% Documents Cited
Baseline for All Items	36	97	1.23	63.89%
Eotvos Lorand University	11	15	0.81	54.55%
University of Debrecen	5	17	0.5	60%
Semmelweis University	4	18	1.47	100%
University of Pecs	4	15	2.35	100%
Szeged University	4	14	1.09	75%



Think forward™

Adriana Filip

Senior Manager, Customer Success Consulting
Adriana.Filip@clarivate.com

About Clarivate

Clarivate is the leading global information services provider. We connect people and organizations to intelligence they can trust to transform their perspective, their work and our world. Our subscription and technology-based solutions are coupled with deep domain expertise and cover the areas of Academia & Government, Life Sciences & Healthcare and Intellectual Property. For more information, please visit [clarivate.com](https://www.clarivate.com)

© 2024 Clarivate. All rights reserved

Clarivate and its logo, as well as all other trademarks used herein are trademarks of their respective owners and used under license.